



## The Betting **System** Truths Weekly Members Newsletter for 2010

**Dates Inclusive**  
**14<sup>th</sup> February 2011 to 20<sup>th</sup> February 2011**

**Edition 40**

**From**  
**Sgt Rich**

## **CONTENTS**

<b>Introduction</b>	<b>Page 2</b>
<b>New Reviews</b>	
<b>Soccertips Software</b>	<b>Page 3</b>
<b>Final Reviews</b>	
<b>Champion Draws</b>	<b>Page 6</b>
<b>Michael's Place Lay Formula</b>	<b>Page 8</b>
<b>Current Reviews</b>	<b>Page 11</b>
<b>Bloggers Corner</b>	<b>Page 17</b>
<b>League Tables</b>	<b>Page 18</b>
<b>Profitability Graph</b>	<b>Page 20</b>
<b>Why New Systems Initially</b>	
<b>Lose Money</b>	<b>Page 20</b>
<b>Next Week</b>	<b>Page 22</b>

## **INTRODUCTION**

Hi Folks,

We have one New Review, and two Final Reviews. Champion Draws and Michael's Place Lay Formula have both passed with 4½ stars.

Sgt Rob is starting a Review afresh for Soccertips Software and Gordon has recalculated the results for The Secret Tipster.

This week's league table, now that Champion Draws has finished, has Betting Grenade at #2. On the graph of the profit being made by the front runners, as a percentage of their starting bank, you can see that Flat Ratings Pro is down a little this week. It's far too early yet to judge Live TV Selections. Sports Bet Gold has lost almost all its profit over the past 6 weeks.

Profit expressed as a percentage of start bank is not everything. Please read the full reviews of anything that interests you!

We'd like to hear from you, please contact me via the Bloggers Corner at [rich@bettingssystemtruths.com](mailto:rich@bettingssystemtruths.com)

## New Reviews

### Soccertips Software – Introduction

#### **Sgt Rob Re-introduces Soccer Tips Software**



#### The Background

Dear constables,

Sgt Rob here, making a return to the BST reviewing world after a 3 month absence.

I have been asked to review the Soccertips Football Software. In a former life, this was known as the Tax Free Quid Football Filter Software.

This has been reviewed already on the BST site. In fact, it was a rarity as I seem to remember it getting an extra month of review time.

The reason this is being (re-)reviewed is that the Soccertips Software site owners expressed a view that the selections chosen in the original review may not have taken into account team injuries/suspensions. Also, they suggested there was a preset staking method that wasn't used continually throughout.

Now, I can't verify that myself but what I do know is that all reviewers on BST/LTO do the utmost they can with the information they have at their disposal.

However, the powers that be have granted the re-review of Soccertips Software on the basis that the rules which the Soccertips Software owners have supplied are strictly adhered to.

#### The Product

The Soccertips Software is a standalone application that runs from your computer's desktop. It is installed via a .msi file which contains easy to follow instructions.

Once installed, you click on the desktop icon and you are into the Soccertips Software. Enter your username and password under the settings tab and then use the connect button to establish your connection to where the soccer ratings are held.

## Betting System Truths Weekly Newsletter © Enigma Media 2011

The software rates games played in the (English) Premiership, Championship, League 1 and League 2. Also, it rates games played in the (Scottish) Premiership, Division 1, Division 2 and Division 3.

From the Soccertips Software website, it appears it will also rate Australian soccer games, but I won't comment on that any further as we are slap bang in the middle of the English Season.

From the leagues listed above, you select which ones you are interested in via checkbox button and then click the filter button. I will be selecting all leagues to maximise the number of betting opportunities available.

Once, the filtering is done (it can take a few minutes depending on how many leagues are selected), the Soccertips Software gives you a list of all games for the leagues selected with 6 columns worth of info : 1, League name, 2) Date of match, 3) Teams involved in match, 4) Home Team rating, 5) Away team rating and 6) Overall rating for the match.

Matches which have an overall rating of >20 (home team clear favourite) or < -20 (away team clear favourite) are shown in red font. These games are the short listed ones that we scrutinise further.

The sorting options for columns 4), 5) and 6) aren't ideal in the Soccertips Software as the numbers seem to be stored as text, so they don't sort as you'd expect. However, there is a Save button that exports the data to Excel which means you can then sort the data by descending rating which I find much easier.

There is also a Print button that will print off the selections.

My favoured method is to export to Excel, sort by overall rating descending and then delete the non-red selections, thus leaving the games we are potentially interested in.

There is one other option available, and this is a drop down box that contains the numbers 6 to 12 inclusive. Its default is 8 and that is what the Soccertips Software people say you should use. I did play around, and I believe the number you select corresponds to the number of filters the software applied to each match. However, as we are told to use 8, 8 it shall be.

### The Selection Process

Once you your red-fonted selections, the next step of the selection process is to whittle them down to just 3 teams. This is because we will be betting trixies – a bet comprising of 3 doubles and the 1 treble (accumulator).

To do this, we need to check the team news for injuries/suspensions/doubtfuls. If a team we are interested in backing have 4 injured, 2 suspended and 3 doubtful, then they are far less appealing then a team with, for example, no injured players and 1 doubtful.

So what we are looking for are the best 3 teams in terms of injury/suspension/doubtful news – once we have our 3 selections, we place our trixie bet and await the outcome.

Soccertips Software provide two websites that give decent team news information...I will be using the BBC sport site.

## Betting System Truths Weekly Newsletter © Enigma Media 2011

You also get given a 2 page document outlining a lot of things you will find contained within this introduction post.

### Subjectivity

If I'm honest, I'm afraid that this review might encounter periods of subjectivity. For instance, I might think that a team with 2 injured is still OK to bet on, but someone else might think the 2 injured players are key enough to warrant a no-bet on that team. I don't anticipate that happening too often, if at all (?), but thought I would flag this up now.

### Staking

The Soccertips Software people have asked us to stake £25 trixies. As alluded to above, this is 4 bets, so at £25 each, the total for each bet will be £100.

I will equate £100 to 1 pt. I've done it this way as I think this is easiest for people to convert profit/loss back to what they are staking. E.g if staking at 1 pt = £100 and there is 2 pts profit on the games, those people will have won £200 on their £100 stake. People who choose to stake £10 trixies, e.g. £40 in total will have a profit of £80 (£40 x 2 pts). I hope that keeps it simple.

Trixies only will be bet, so if I can only find 2 teams that I am interested in, then that will be a no bet. I won't 'hope' that a 3rd team might be OK. Also, I wouldn't bet a £25 double on the two teams.

So 3 teams only, £25 trixie at £100 total stake where 1 pt = £100.

### Bank

I will use two 20 pt banks. I'm not sure there are enough games for 20 rounds of bets, but I like round numbers. Using £100 total stakes, that's equivalent to £2000, but as I say, it is a nominal figure and we shouldn't get near that level of loss.

The first bank (called Online Bank) will refer to the best odds shown from the Oddschecker website. The second bank (called Coupon Bank) will refer to the best odds I can find from one bookmaker's coupon – please note I will not be able to get every single coupon out there, this is just to compare and contrast the bookie's coupon odds with the best available online.

### The Cost Of All This?

A quick perusal around the Soccertips Software website shows there are 2 options :

- 1) £1 for the first 15 days, then £49 for a 6 month period
- 2) £1 for the first 15 days, then £19.99 per month.

In the daily profit/loss, the results I show won't include this, but the final review will.

### And Finally

Well, I think that is me done for now! I hope I've included everything. If there are any questions then please just yell, I will do my utmost to answer them.

[\[Click Here To See Soccertips Software...\]](#)

# Final Reviews

## Champion Draws – Final Review

Passed – Highly Recommended

Rating: ★★★★★

Hi Bloggers,



A relatively easy final review for a change and my first real successful service/product in just about a year!

So I started reviewing 'Champion Draws' 84 days ago which as its' name suggests is a service offering 'draw' selections from various major leagues in Europe, specifically, England, Scotland, Germany, Italy, Spain, France and most recently, Greece.

The service is simplicity itself with the selections being emailed normally once a week for the weekend's action. There have been the odd mid-week selections but these have been rare.

These selections have consisted of either an 'A', 'B', 'C' or 'D' bet, with the staking criteria representing a proportion of your starting bank as follows:

'A' bet – 3%

'B' bet – 6%

'C' bet – 9%

'D' bet – 12%

I think this staking plan has been crucial to the services' success where on average 1 win bet in 3 has returned a profit. This being especially true with 'C' and 'D' bet successes obviously.

These are the complete figures for the 84 day review.

Total selections – 40

'A' bets - wins – 4 losses – 12

'B' bets - wins – 6 losses – 9

## Betting System Truths Weekly Newsletter © Enigma Media 2011

'C' bets - wins – 3 losses – 3

'D' bets - wins – 3 losses – 0

So a total of 16 wins out of 40 giving a S/R of 40% with an overall flat stake profit of + **239.87 pts**

Crucially, out of 40 matches, we only ever reached the 'D' bet selection 3 times, and, as has been seen, has returned a 100% S/R for this particular bet.

Now, obviously, we can speculate how the figures may have been drastically decreased by say a 'D' bet loss or 1 or 2 more 'C' bet losses. This is a point to take note of for the future, especially as we have seen the recent demise of the 'Soccer Overs' service after having performed so well during the review period.

To this end, I will be suggesting that we continue to 'keep tabs' on the service and maybe give an updated review once a month or so for our loyal members out there.

So in conclusion, after the 84 day period and with the figures reported, I really have no option but to pass this service with 'flying colours' and would highly recommend this product as a welcome addition to your 'betting arsenal'!

We understand that the price for this service is to go up when doors reopen, however there will an opportunity for readers of BST to join at a reduced price, so watch your inbox for further details!

All the best, Sgt Tommy.

### **Update**

Although this done very well during the review period it is obvious that using the format of betting to certain amounts on whether a selection is A, B, C or D rated does carry more risk, it might be an interesting fact that just backing all selections during the review to 1 point level stakes would have produced a profit of 11.85 points from just 40 selections a ROI of 29.625% which would still justify its rating. Of course the level stakes are not endorsed by the vendor but does illustrate the profitability of the service.

[\(click here to see Champion Draws...\)](#)

Written by Sgt Tommy

## Michael's Place Lay Formula – Final Review



**Passed and Approved**

**Rating:** ★★★★★

Hi Bloggers

This is Review Manager Dave I took over this review of Michael's Place Lay Formula from a departed Sergeant who seemed to have got himself a bit confused with this one luckily enough it's a strategy I know and use so I was able to put everything into place. So what is Michael's Place Lay Formula? Just to recap it is laying horses not to get placed now you would assume this would be harder than laying horses not to win but this strategy delivers the goods, the strike rate is as good if not better than a lot of the other conventional lay products. Downside is you have to follow the racing live but by using Rules 1 to 4 you can actually work out possible races in advance you just need to make sure you are available 10 minutes before any chosen races. Then you incorporate Rules 5 to 8 plus an additional 2 once you have a selection, now like a lot of the strategies there is a little bit of leeway with Michael's Place Lay Formula, for example if Rule 5 suddenly goes wrong just before the start you can trade out on your selection. Rule 7 uses the word "around" so providing all the other criteria's are met you have a little bit of scope. The principle behind the strategy is sound and that is why it is successful although the rules might sound complicated but you will soon have them fixed in your mind.

Now I done some comparison of Michael's Place Lay Formula with the other Top Rated Lay products we have tested on BST and certainly it came out on top on the profit made. If you base it against Layers of Profit you would have to come close to giving this one 5 stars, but I took into consideration that you have to follow the racing live and it cannot be automated so I am awarding this 4.5 stars and recommending it, unfortunately I can not give it 4.75 stars as we do not use that figure. I am now considering having a shootout of the top rated laying products for the last 7 months plus a live trial, so watch out for this one if it goes ahead.

Anyway onto the main part the figures for Michaels Place Lay Formula for the last 84 days:

**Selections 83 / 71 winning Lays = 85.54% Strike Rate**  
**Profit 32.15 points to 1 point Level Stakes**

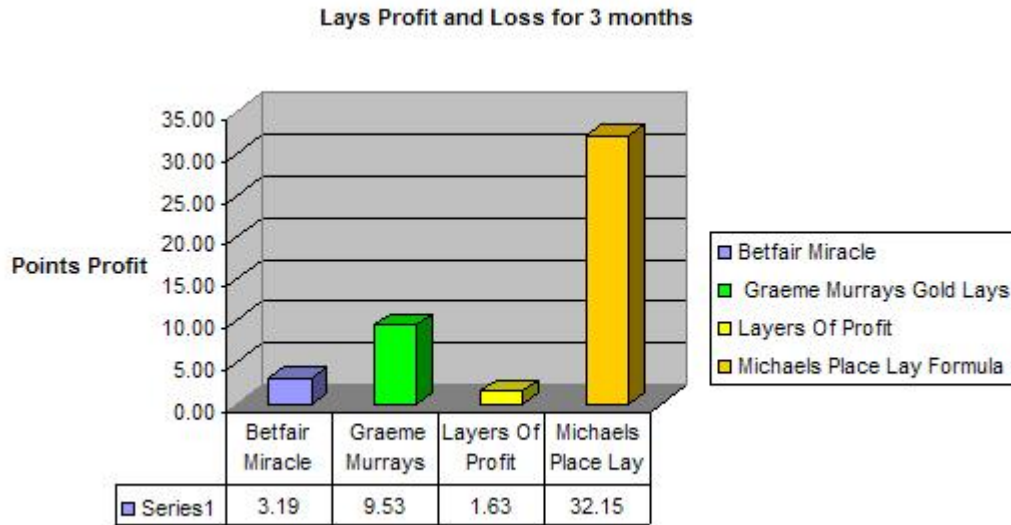
**Return on Liability = 12.85%**  
**Return on Investment = 38.73%**

**Average Price of Selection 4.01**  
**Average Price of Losing Lay 3.94**

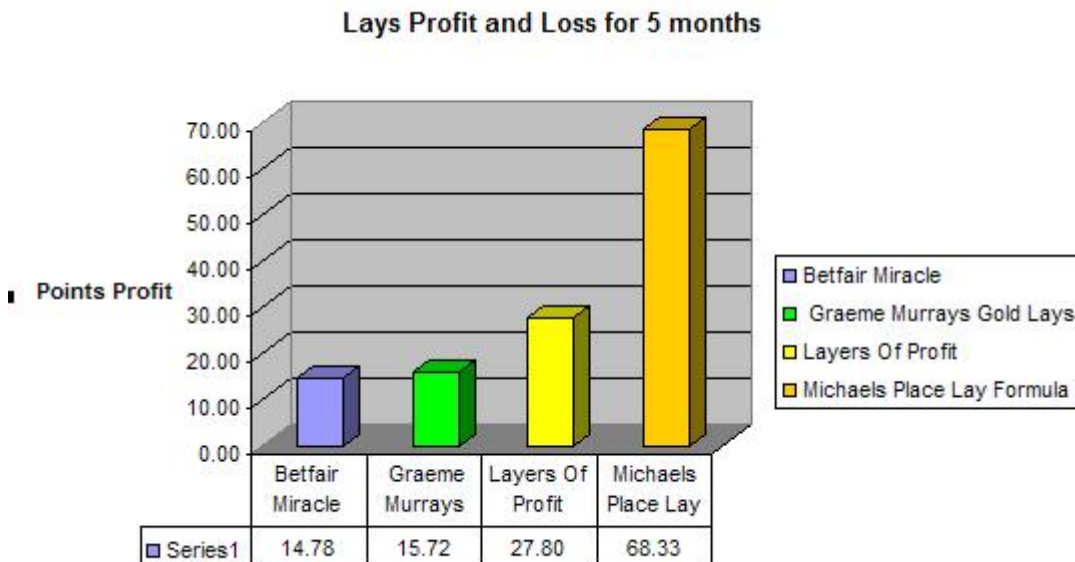
**Longest Winning Run 20 (once)**  
**Longest Losing Run 1 (12 times)**



Well the most notable thing apart from the 32.15 points profit is the Return of Liability of 12.85% I mean any lay product that gets a figure of between 9 to 10% is considered very good. So how did the profit compare to the other major Lay products we have tested on BST let us look at a graph:



I showed this just to illustrate how far in front of the others Michael’s Place Lay Formula is. I mean the period covered does cover some tricky months October and November, of course December was totally disrupted by the weather but then of course the same circumstances applies to all four of them. Although Place Lays had 83 selections to Betfair Miracles 52, Graeme Murray’s Gold Lays 17 and Layers of Profit 62 it still was way ahead even allowing for the numerical difference. In my review of GM ‘s Gold Lays it did post impressive ROL and ROI but the only thing that held it back was the small amount of selections and small profits, it would appear that Michael’s Place Lays fills this void whilst retaining a good strike and low liability. Was it a fluke I took the results from August 1st to December 31st for all four lay products once again I will show the profits in a graph form:



So let us see the numbers for Michael’s Place Lay Formula for those 5 months:

**Selections 227 /189 winning Lays = 83.26% Strike Rate**  
**Profit 68.83 points to Level Stakes**

**Return on Liability = 10.10%**

**Return on Investment = 30.10%**

**Average Price of Selection 3.979**

**Average Price of Losing Lay 3.92**

**Longest Winning Run 23 (once), 18 (once)**

**Longest Losing Run 2 (4 times)**

So the strike rate took a slight drop but this was balanced by the reduction in the average odds, ROL and ROI are still impressive. Now the author of this strategy recommends a very simple staking plan to use with this and this would have further increased the profits to 51.75 points for the 3 months of the review and for the additional period we looked at, the 5 months this would have made 115.98 points profit.

Does it mean the other lay products are bad? Certainly not, the fact that we are going through tough spells and managing to make some kind of profit is a good sign.

To sum up I would recommend Michael's Place Lay Formula the results for the 3 months of the review period were certainly no fluke and that was why I looked at a 5 month period as well. The key points to this strategy is short losing runs, low liability also it produces enough selections to generate a decent average monthly profit especially for a lay product. Negatives as already mentioned you have to follow live racing but you can plan your races in advance, the rules may sound complicated but not really once you have used them for a while. It could be possible as per the author that you could find different selections to him but the variation would not be that great, during the review of Michael's Place Lay Formula this happened 4 times and they all were winning lays. I used the Racing Post and Sporting Life online to check on the going. So how much does Michael's Place Lay formula cost as of today it is priced at £69.99 a reasonable price as this strategy will make profits, of course like all betting products it will suffer losing days maybe an occasional month but not many. Always remember to paper trade whilst you get the hang of the strategy this applies to all service/ systems really you never jump straight in always test and get used to the water first, this is a mistake than many a folk make.

Regards

RM Dave-Reviews Michael's Place Lay Formula

[\[Click here to see Michael's Place Lay Formula...\]](#)

## Current Reviews

This section covers all the current reviews being conducted and gives a quick insight how each review is performing. All the figures quoted below are from February 14<sup>th</sup> to February 20<sup>th</sup>

### All Weather Backing System - Reviewer Sgt Philip

Nothing reported this week.

Up to ~ about Day 80	This Week	Cumulative	
	P/L	£250 Start Bank	P/L
	+ £187.50	£378.62	+ £128.62

[See the All Weather Backing System Review pages here...](#)

[See the All Weather Backing System sales page here...](#)

### Betfair Success Formula - Reviewer Sgt Rich

A match where the outsider scored first wiped out the profit accumulated over the past matches. Fifteen out of nineteen matches have produced a profit, but one bad loss and most of our profit has gone.

Up to day 19	This Week	Cumulative	
	P/L	100 point Start Bank	P/L
	- 22.76 points	102.76 points	+ 2.76 points

[See the Betfair Success Formula Review pages here...](#)

[See the Betfair Success Formula sales page here...](#)

### Betting Grenade - Reviewer RM Dave

A winning final week.

Up to day 84	This Week	Cumulative	
	P/L	100 point Start Bank	P/L
	+ 35.36 points	199.52 points	+ 99.52 points

[See the Betting Grenade Review pages here...](#)

[See the Betting Grenade sales page here...](#)

**Deja Vu Football** - Reviewer RM Dave

One correct score out of seven matches this week. Previous profits from earlier in the review have been wiped out now.

<b>Up to day 81</b>	<b>This Week</b>	<b>Cumulative</b>	
	<b>P/L</b>	<b>500 point Start Bank</b>	<b>P/L</b>
	<b>- 19.00 points</b>	<b>463.13 points</b>	<b>- 36.87 points</b>

[See Déjà Vu Football Review pages here...](#)

[See Deja Vu Football sales page here...](#)

**Flat Ratings Pro** - Reviewer Sgt John

A loss this week.

<b>Up to day 46</b>	<b>This Week</b>	<b>Cumulative</b>	
	<b>P/L</b>	<b>100 point Start Bank</b>	<b>P/L</b>
	<b>- 9.76 points</b>	<b>129.95 points</b>	<b>+ 29.95 points</b>

[See Flat Ratings Pro Review pages here...](#)

[See Flat Ratings Pro sales page here...](#)

**Golf Bet Profits** - Reviewer Sgt John

Another loss this week.

<b>Up to day 42</b>	<b>This Week</b>	<b>Cumulative</b>	
	<b>P/L</b>	<b>200 point Start Bank</b>	<b>P/L</b>
	<b>- 17.00 points</b>	<b>48.00 points</b>	<b>- 52.00 points</b>

[See Golf Bet Profits Review pages here...](#)

[See Golf Bet Profits sales page here...](#)

**Laying Winter Profits** - Reviewer Sgt Tony

A small profit this week but still showing a loss overall.

<b>Up to day 82</b>	<b>This Week</b>	<b>Cumulative</b>	
	<b>P/L</b>	<b>100 point Start Bank</b>	<b>P/L</b>
	<b>+ 2.77 points</b>	<b>98.88 points</b>	<b>- 1.12 points</b>

[See Laying Winter Profits Review pages here...](#)

[See Laying Winter Profits sales page here...](#)

**Laytime Soccer** - Reviewer Sgt Jon

A loss in the second week of this review.

<b>Up to day 12</b>	<b>This Week</b>	<b>Cumulative</b>	
	<b>P/L</b>	<b>200 point Start Bank</b>	<b>P/L</b>
	<b>- 5.35 points</b>	<b>170.56 points</b>	<b>- 29.44 points</b>

[See Laytime Soccer Review pages here...](#)

[See Laytime Soccer sales page here...](#)

**Live TV Football Service** - Reviewer Sgt Rich

After 14 days, we've had thirteen matches, seven of them made a profit, six made a loss.

<b>Up to day 14</b>	<b>This Week</b>	<b>Cumulative</b>	
	<b>P/L</b>	<b>50 point Start Bank</b>	<b>P/L</b>
	<b>+ 9.51 points</b>	<b>61.40 points</b>	<b>+ 11.40 points</b>

[See Live TV Football Service Review pages here...](#)

[See Live TV Football Service sales page here...](#)

**Perpetual i** - Reviewer Sgt Philip

Nothing reported this week.

Up to day 53	This Week	Cumulative	
	P/L	£10,000 Start Bank	P/L
		£8,708.76	- £1,291.24

[See Perpetual i Review pages here...](#)

[See Perpetual i sales page here...](#)

**Place 2 Profit** - Reviewer Sgt Rich

A slight improvement this week for this tipping service.

Up to day 36	This Week	Cumulative	
	P/L	50 points Start Bank	P/L
	+ 2.98 points	35.66 points	- 14.34 points

[See Place 2 Profit Review pages here...](#)

[See Place 2 Profit sales page here...](#)

**Sam's Lucky 9 Lays** - Reviewer Sgt Ian

Ian will give us his Final Review as soon as possible.

Up to day 84	This Week	Cumulative	
	P/L	150 point Start Bank	P/L
Level Stakes	- 7.25 points	155.91 points	+ 5.91 points
Liability of 1 point	- 4.29 points	153.68 points	+ 3.68 points

[See Sams Lucky 9 Lays Review pages here...](#)

[See Sams Lucky 9 Lays sales page here...](#)

**Soccer Magic** - Reviewer Sgt Tommy

A tiny loss this week, but after last week's profit, it is still doing well..

Up to day 74	This Week	Cumulative	
	P/L	100 point Start Bank	P/L
	- 0.57 points	187.32 points	+ 87.32 points

[See Soccer Magic Review pages here...](#)

[See Soccer Magic sales page here...](#)

**Soccertips Software** - Reviewer Sgt Rob

For this re-trial of Soccertips, Rob is running an Online Bank and a Coupon Bank. In the newsletter we'll monitor the Online Bank. Remember these notes are only an abbreviation summary. Please consult the full review on the website

Up to day 8	This Week	Cumulative	
	P/L	20 point Start Bank	P/L
	+ 1.74 points	21.74 points	+ 1.74 points

[See Soccertips software Review pages here...](#)

[See Soccer Magic sales page here...](#)

**Sports Bet Gold (previously Insider Gold)** - Reviewer Sgt Tommy

Another disastrous losing week, the previous profit is all but gone now.

Up to day 75	This Week	Cumulative	
	P/L	50 point Start Bank	P/L
	- 28.67 points	52.71 points	+ 2.71 points

[See Insider Gold Review pages here...](#)

[See Insider Gold sales page here...](#)

**Sports Betting Dynamics** - Reviewer RM Dave

A small loss this week.

<b>Up to day 24</b>	<b>This Week</b>	<b>Cumulative</b>	
	<b>P/L</b>	<b>300 point Start Bank</b>	<b>P/L</b>
	<b>- 0.60 points</b>	<b>338.71 points</b>	<b>+ 38.71 points</b>

[See Sports Betting Dynamics Review pages here...](#)

[See Sports Betting Dynamics sales page here...](#)

**The Secret Tipster** - Reviewer Gordon (Admin Manager)

All results have now been recalculated from Jan 4<sup>th</sup> (day 1) to Feb 20<sup>th</sup> (day 43). It is showing a loss so far.

<b>Up to day 43</b>	<b>This Week</b>	<b>Cumulative</b>	
<b>Level Stakes</b>	<b>P/L</b>	<b>150 points Start Bank</b>	<b>P/L</b>
	<b>- 7.48 points</b>	<b>142.52 points</b>	<b>- 7.48 points</b>
<b>Staking Plan</b>		<b>300 points Start Bank</b>	
	<b>- 17.86 points</b>	<b>282.14 points</b>	<b>- 17.86 points</b>

[See The Secret Tipster Review pages here...](#)

[See The Secret Tipster sales page here...](#)



## **Blogger's Corner**

Please send your e-mail contributions to the Bloggers Corner to me at [rich@bettingssystemtruths.com](mailto:rich@bettingssystemtruths.com) .

Barry wrote this week to Blogger's Corner.

I enjoy the weekly newsletter very much. There`s one point on which I would appreciate your explanation: you state that Champion Draws had 2 losers and one winner last week and that produced a profit of 24.5 points. As a subscriber I made appx 10 points and am wondering where my approach differs from yours. Your workings would be greatly appreciated.

Barry

Hi Barry, I took the figures from Sgt Tommy's figures at the end of the previous week and for last week. Hopefully, [these review postings](#) will show you the workings that you are looking for and you can compare them with your bets.

## League Table of Current Reviews

The systems under review have different starting banks, different stakes and some systems have variable stakes. A reasonable way of comparing the performance of systems is to work out the profit (or loss) as a percentage of the starting bank and to average this out over the number of the days of the review.

Sports Bet Gold has made losses for the last few weeks. Betfair Success Formula has lost most of its profit and gone down to #8, and although it is #1, it is very early days for Live TV Selections. Sports Betting Dynamics has got off to a good start. Betting Grenade has bounced back again.

Obviously this table doesn't replace reading the reviews, because *profit %age of bank per day* is not the only factor in judging a system. Nevertheless, I think it gives a valid comparison and an at-a-glance way of bringing the mass of data together.

<b>System Reviewed</b>	<b>Start Bank</b>	<b>Profit /Loss</b>	<b>Profit as %age of Bank</b>	<b>Days Reviewed</b>	<b>%age per Day</b>	<b>Position Last Week</b>	<b>Position This Week</b>
Live TV Selections	50	11.40	22.80%	14	1.63%	10	1
Betting Grenade	100	99.52	99.52%	84	1.18%	7	2
Soccer Magic	100	87.32	87.32%	74	1.18%	3	3
Soccertips Software	20	1.74	8.70%	8	1.09%	N/A	4
Sports Betting Dynamics	200	38.71	19.36%	24	0.81%	4	5
Flat Ratings Pro	100	29.95	29.95%	46	0.65%	5	6
All Weather Backing System	250	128.62	51.45%	80	0.64%	8	7
Betfair Success Formula	100	2.76	2.76%	19	0.15%	2	8
Sports Bet Gold (previously Insider Gold)	50	2.71	5.42%	75	0.07%	6	9
Sam's Lucky 9 Lays	150	5.91	3.94%	84	0.05%	14	10
Laying Winter Profits	100	-1.12	-1.12%	82	-0.01%	16	11
Deja Vu Football	500	-36.87	-7.37%	81	-0.09%	15	12
The Secret Tipster Level Stakes	150	-7.48	-4.99%	43	-0.12%	N/A	13
The Secret Tipster Staking Plan	300	-17.86	-5.95%	43	-0.14%	N/A	14
Perpetual I	10000	-1291.24	-12.91%	53	-0.24%	18	15
Golf Bets Profits	200	-52.00	-26.00%	42	-0.62%	19	16
Place 2 Profit	50	-14.34	-28.68%	36	-0.80%	20	17
Laytime Soccer	200	-29.44	-14.72%	12	-1.23%	21	18

## League Table of Previous Reviews

This is the table of all the previous passed reviews, it now includes the two new passes, Champion Draws and Michael's Place Lay Formula:

<b>System Passed</b>		<b>Start Bank</b>	<b>Profit /Loss</b>	<b>Profit as %age of Bank</b>	<b>Days</b>	<b>%age per Day</b>
Golden Key Method 2 – Variant 2	4.5 stars	100	237.77	237.77%	84	2.83%
Soccer Overs – Bookie Prices	4.5 stars	100	212.30	212.30%	84	2.53%
Champion Draws	4.5 stars	115.75	239.87	207.23%	84	2.47%
Soccer Overs – Betfair prices	4.5 stars	100	186.10	186.10%	84	2.22%
*** Football Bets Direct	3.5 stars	100	23.02	23.02%	11	2.09%
Golden Key Method 2 – Variant 1	4.5 stars	100	172.88	172.88%	84	2.06%
* All By The Book	5 stars	1000	1580.85	158.09%	84	1.88%
Favourites Phenomenon - Level 1	4 stars	100	141.79	141.79%	84	1.69%
Betfair ATM	4.5 stars	100	93.29	93.29%	56	1.67%
** Racing Winners	3.5 stars	100	81.00	81.00%	84	0.96%
Layers of Profit	4.5 stars	35	19.97	57.06%	84	0.68%
Michael's Place Formula Staking Plan	4.5 stars	100	51.75	51.75%	84	0.62%
Lay The Ratings	3.5 stars	100	43.56	43.56%	90	0.48%
Profit from System Lays	3.5 stars	100	36.17	36.17%	84	0.43%
Michael's Place Formula Level Stakes	4.5 stars	100	32.15	32.15%	84	0.38%
Betfair Miracle	4 stars	100	29.17	29.17%	84	0.35%
Favourites Phenomenon - Level 2	4 stars	150	35.94	23.96%	84	0.29%
Tyche	2.5 stars	2000	2028.00	101.40%	365	0.28%
9 Minute System (Variant 1)	3.5 stars	100	13.42	13.42%	84	0.16%
Graeme Murray Gold Lays Plan A	4 stars	100	10.48	10.48%	84	0.12%
Laying Autumn Profits	4 stars	100	8.06	8.06%	67	0.12%
Favourites Phenomenon - Level 3	4 stars	200	19.54	9.77%	84	0.12%
Place Profits 1	2.5 stars	100	8.47	8.47%	84	0.10%
Graeme Murray Gold Lays Plan B	4 stars	100	4.78	4.78%	84	0.06%
Place Profits 2	2.5 stars	100	3.48	3.48%	84	0.04%
Laying Odds On Favourites – 5% Liability	3.5 stars	1000	8.05	0.81%	84	0.01%
Laying Odds On Favourites – Level Stakes	3.5 stars	1000	5.31	0.53%	84	0.01%
Sports Betting Professor	3 stars	Unknown	3955.00		102	

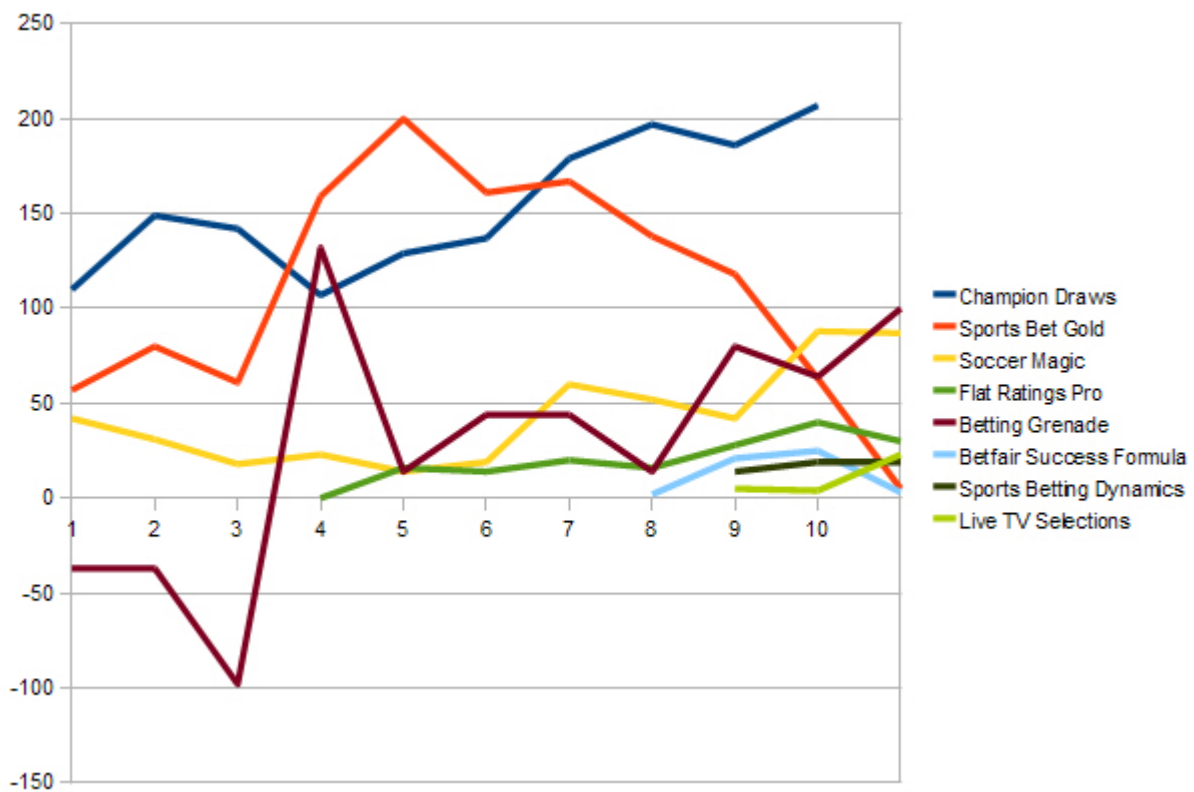
\* All By The Book Start Bank is estimated  
 \*\* Racing Winners produced 101 profits in the first 13 days and a loss of 20 points over the remaining 71 days!  
 \*\*\* Football Bets Direct – only 11 days of actual bets.

## Profitability Graph

I'm including a graph of the profit being made by the front runners as a percentage of their starting bank. This gives a week by week comparative view of their progress since we started this form of the league table in newsletter #30.

It gives a representation of the volatility or dependability of each system. For example Betting Grenade has been a rollercoaster ride whereas Champion Draws has shown an overall steadily increasing profit. Ideally we would want a graph that increased each week by roughly the same amount. If a system or tipping service could produce that, then we would really have a winning review!

### Profit as a %age of starting bank



In the above graphs you can also see that Soccer Magic is still trending upwards. Sports Bet Gold has lost nearly all the profit it had made. Flat Ratings Pro still shows a steady upward trending profit – so far it is the least volatile of all the front runners, making steady profit most weeks with just a couple of slight losses. I'll add successful reviews as they occur.

# **Why New Systems Initially Lose Money**

**By Review Manager Dave**

Have you noticed that when you purchase a new system and when you start to use it the first thing it does is to lose money?

Have you ever wondered why?

Well when we purchase a system it is during one of its good patches. Why? Well, who in their right mind purchase a system during a bad patch? This wouldn't make sense. Or would it?

Let us go back to some fundamentals.

There is no such thing as the perfect system. All systems therefore have a strike rate of less than 100%.

If you have past records for the system, you can calculate its strike rate. If you can calculate its strike rate, you can calculate the odds of encountering a losing run of a given number of bets.

Let's take this example:

Suppose that the systems long-term overall strike rate is at 70%.

There is a 75% chance that the system will encounter 4 losing bets in a row.

There is a 50% chance that the system will encounter 6 losing bets in a row.

There is a 25% chance that the system will encounter 7 losing bets in a row.

There is less than a 1% chance that the system will encounter 9 losing bets in a row.

This is exactly why systems go through a bad patch. If something can happen, eventually, it will. Therefore, even though there is less than 1% chance of having 9 losing bets in a row, given enough time, it will happen.

Now let's go back to our initial questions regarding the point at which we should implement our new system: Generally, we implement systems during winning runs. Why? Because we do not think that it's a sensible idea to implement a system during a losing run. Yet, we know that the system is going to lose, eventually.

It is obvious that after a good winning run that it is likely that some kind of losing run will follow, provided that a system has shown a given strike rate over a sufficiently long period of time, it is reasonable to assume that it will maintain its past strike rate in the future, within a reasonable margin of error.

To illustrate this a system which, over the past few years, has had a strike rate of 80%, over the last month this has climbed steadily and now stands at 90%.

If this short-term trend continues, the strike rate would begin to approach 100%. However, given the past performance of the system, this is unlikely. What is more likely to happen is that the future short-term strike rate of the system will fall well below 80% in order that the overall strike rate is maintained at 80%. In other words, in the immediate future, it is likely that we will have more losing bets than normal. The longer the winning trend continues, the more severe the losing run is likely to be. We may not be in a position to determine precisely when

the winning run will end, but the longer the good luck holds, the more likely it becomes that the good luck will run out in the near future.

Just when a winning run begins to build is the time when most new systems are purchased; this is precisely the point when a system is at its most vulnerable to a run of bad luck. This explains why, when someone purchases a new system, they quickly become disillusioned with it, since there is a tendency for them to go straight into a losing period.

This could also explain why when a system or service has been reviewed say in the background for 6 months or even a year and has not had a losing month so as it goes on live trial what is the first thing that happens?. You guessed it a losing month.

You could apply it to a system developer he dotted the i's and crossed the t's. The new system has been on fire many winning months in a row, time for the grand launch, well no need to tell you what is likely to happen next.

So although we know that about 80 % of the systems and services that are promoted are complete garbage, 15% have some credibility and only around 5 % are really worthy of our hard earned cash, we still need to take into consideration the factors that have been mentioned in this article before completely dismissing them.

## **Next Week & Signing Off**

This is Sgt Rich signing off and I hope that you have found some of the content within this newsletter to be useful. Remember to look out for the next BST newsletter in your e-mails on March 2<sup>nd</sup>. Until then, here's to successful punting.

**Regards  
Sgt Rich**