



## The Betting **System** Truths Weekly Members Newsletter

**Dates Inclusive**  
**9<sup>th</sup> May to 16<sup>th</sup> May 2011**

**Edition 52**

**Edited by**  
**Rich**

## **CONTENTS**

<b>Introduction</b>	<b>Page 2</b>
<b>New Reviews</b>	
<b>RebelBetting</b>	<b>Page 3</b>
<b>My Lucky 15</b>	<b>Page 8</b>
<b>Final Reviews</b>	
<b>Flat Ratings Pro</b>	<b>Page 9</b>
<b>Current Reviews</b>	<b>Page 13</b>
<b>League Table</b>	<b>Page 18</b>
<b>Profitability Graph</b>	<b>Page 19</b>
<b>Bloggers Corner</b>	<b>Page 20</b>
<b>Next Week</b>	<b>Page 20</b>

## **INTRODUCTION**

Hi Folks,

This week we have New Reviews for RebelBetting and My Lucky 15. We have one Final Review of Flat Ratings Pro, which was been passed.

I have now semi-automated the collection and reporting of the review data, making it possible to extend the period being reviewed from the previous deadline of the Sunday before publication to now also include the Monday results reported by our reviewers. This will make the league table and graph even more up to date when you receive the newsletter on the Wednesday morning.

On our League Table, Turf Wars has booted the former leaders, Betfair Success Formula and Betting Profits Soccer off the top spots, but they both also made a profit again this week.

We'd like to hear from you, please contact me by e-mail via the Bloggers Corner at [rich@bettingssystemtruths.com](mailto:rich@bettingssystemtruths.com)

## New Reviews

# RebelBetting – Introduction

## Sergeant Rich - Introduces RebelBetting



**11<sup>th</sup> May 2011**

Hi Bloggers,

RebelBetting is a piece of software for finding sports arbitrage opportunities or “surebets” from a Swedish outfit called Clarobet.

I have some experience over the last nine years of arbitrage betting, so I am not blinded to the problems, but also I am aware of the potential, if one can get arb trading to work.

For those that don't know, arbitrages or surebets are where you place bets covering all outcomes of the game, and where you are guaranteed a profit. Arbitrage situations happen regularly, hundreds of times every day, because different Bookies will alter their odds for particular outcomes in order to balance their own books. Or sometimes a Bookie simply sets the odds for an outcome a little higher than many other Bookmakers. All you have to do is spot when two competing Bookies offer odds that will give you a profit whatever the outcome.

For example in a two-outcome event, one Bookie offers 2.05 on outcome A and another offers 2.05 on outcome B. You stake 1 point on each outcome and are guaranteed a profit of 0.05 points whatever the outcome.

The criticisms and problems often aimed at arbitrage trading are:

- You need multiple accounts with many bookmakers and need to manage your account balances carefully to make sure funds are available when an arb comes along.
- The advantageous odds with a Bookmaker quickly disappear meaning the arb is no longer available.
- You sometimes get the odds with one bookmaker, before the odds on the second bookmaker disappear, leaving you with an exposed bet liability.
- It is time-consuming for small rewards.

- Bookies will close down accounts for successful arb traders. I suppose the advice given in [newsletter #34](#) on "How to be a Mug punter" applies to any Bookie accounts that start accumulating profits.

Recently I've seen software programs that alert you when an arb opportunity is supposedly available. In theory this ought to give you an earlier opportunity to get on at the odds, than a slower e-mail or text alert system would give. Unfortunately some of these services are of very low quality, accompanied with inflated claims of the profits to be made.

Arbitrage trading has become more sophisticated over the years, including the use of Asian Handicaps and cross market arbs. These are bets on a mix of two or more different markets that cover all possible outcomes of an event. There are a lot of possible combinations which can result in a cross market arbitrage. Often, they exist longer as it isn't so obvious to the Bookies that they are in an arb situation.

So how does RebelBetting shape up in this controversial field of arbitrage betting? First impression from the website and the software is that this product is a piece of class. In e-mail discussions about this review the Swedish publishers have been helpful and courteous. They have a refreshing ethos of wanting to behave with integrity. They are conservative about expectations and honest about the potential problems.

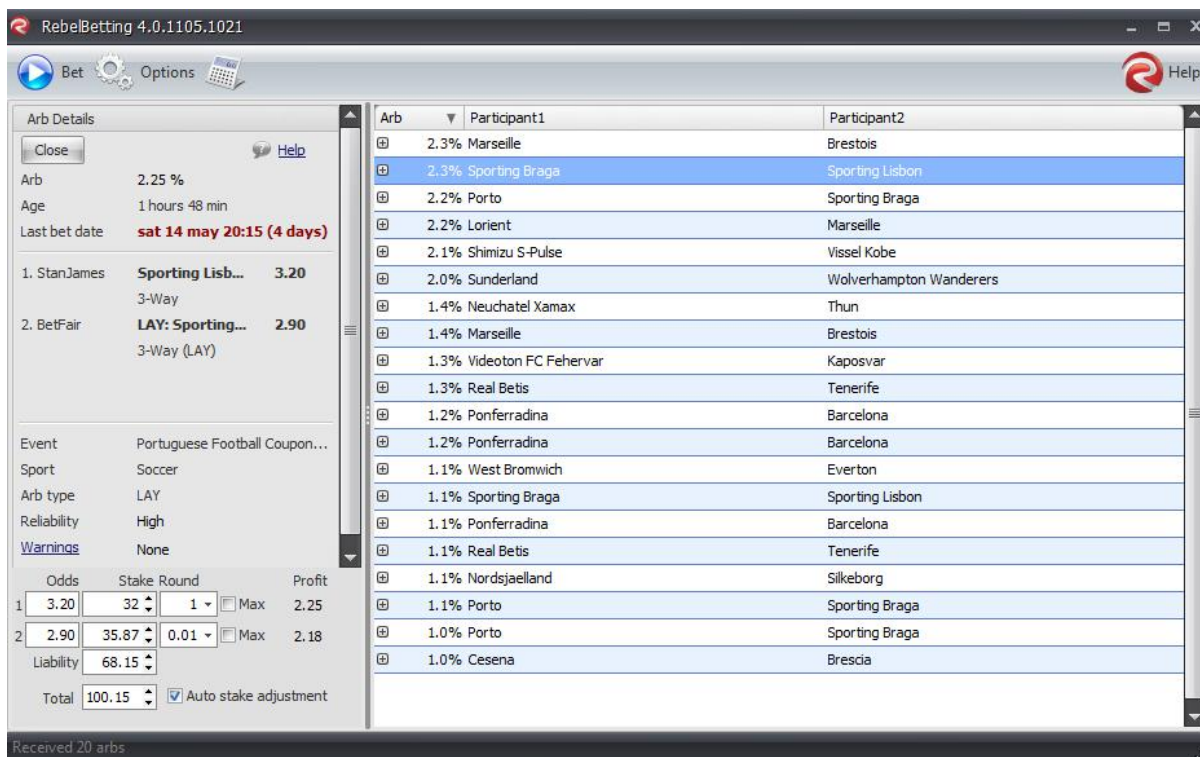
For example, they say: *"The catch in sports arbitrage is that there are risks in the trade and you will experience them. Anyone who says otherwise is lying. But don't worry; there are quite a few ways to avoid them, and to minimize the potential effects from them."*

Subscribers get a comprehensive 38 page "Boot Camp" e-book that will help both newbies and experienced traders get to grips with arbitrage trading and how to use the RebelBetting software. Trial users and those wishing to know before they go can get an abridged version of the e-book.

The Boot Camp book goes on to describe the risks referred to above and explains how to minimize the risks.

I downloaded the software version 3 earlier this week and was frankly amazed by the ease of use and wealth of features. On Tuesday v4 was released and includes more cross market arb opportunities. An example of the high class of the product was that when I installed v4 all my settings from v3 were ported seamlessly over to the new version.

Of course it still remains to be seen as to how easy and effective it will be in getting arb bets matched. But there are a couple of features that give me optimism. Below is a screen shot of the software in operation:



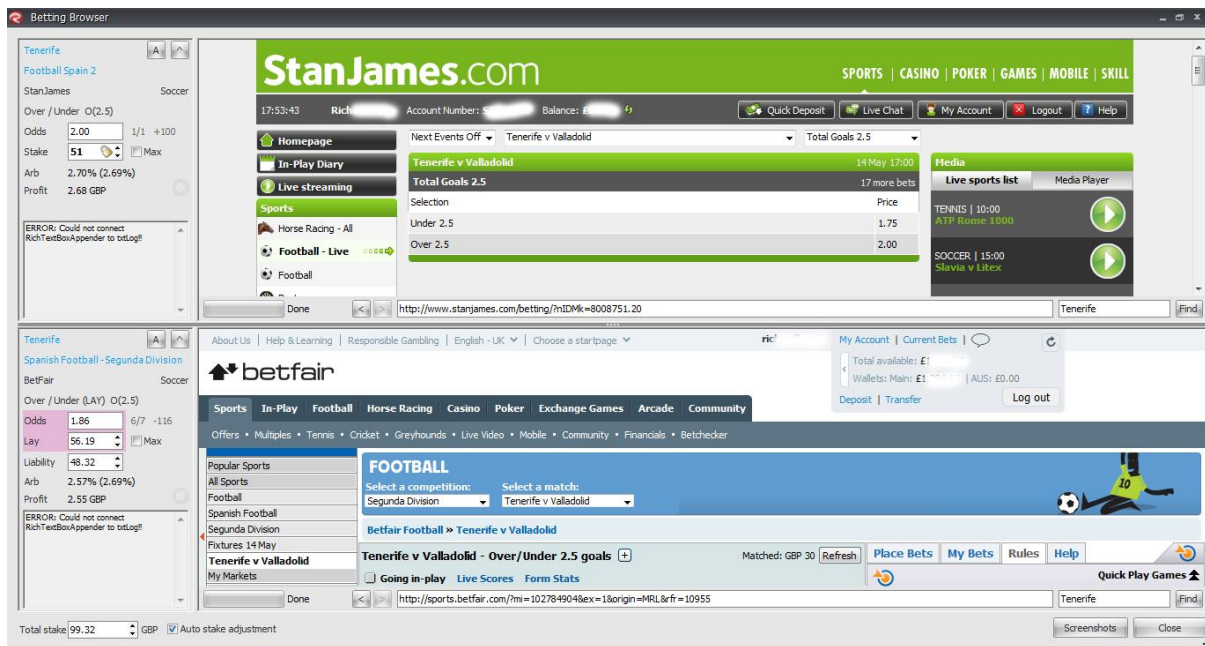
Here we see a simple arb with the current odds and a calculator working out the stakes for a guaranteed profit. (A nice little touch is the Betfair profit takes into account my current Betfair commission of 4.7%). So for total stakes/liability of 100.15 points the profit will be 2.25 or 2.18 points. Hence it is a 2.25% or 2.18% arb.

One nice feature is it shows how long the arb has been available! This one had been available for 1hr 48 min. This is very reassuring in view of the criticisms concerning the length of time Bookie odds are available. The stability of this arb may be because it is for an event that is 4 days away. Of course the negative is if you took this arb, your funds are tied up for 4 days. But you try getting 2+% from £100 held in a high street bank for 4 days! LOL!

The software features warnings, if there are any concerning the arb. The warnings and possible pitfalls are fully explained in the e-book. The software features visible and rather pleasant audible notifications when new arbs appear or odds change.

If you want to trade the arb, you click the Bet button and the browser window opens, logging you in automatically to the Bookie accounts. This saves a considerable amount of time, making it all the more possible to place your bets before the odds change. As well as this "auto login" feature, the software also features "auto surf" which in many cases will select the actual bet for you rather than you having to scramble around the Bookie website looking for the bet.

Here we see the Betting Browser open, automatically logged on to my accounts and with the event selected, you can bring each Bookie up to a full window using the keyboard Function keys:



Clarobet recommend a minimum bank of 1,000 Eur but recommend 2,000 Eur. What I will try to do is distribute 1,000 points around my chosen bookies and keep another 1,000 points in my Neteller account to enable me to quickly top up a bookie account if it becomes depleted. So my starting bank will be 2,000 points. The vendors estimate a conservative 10% to 20% profit per month. So I will be targeting a profit of 200 points per month during the review period. We will see how we get on!

The vendors offer a downloadable spread sheet to help keep track of the bets. They advise using 5 to 10% of your bank on each arb, so I'll set my total bets to 100 points per arb. The spread sheet is extremely thorough and time spent studying it will pay off, as it is vital to keep track of your bets and your balances with the Bookmakers. It would take you hours to set up a similar spread sheet, even if you are expert enough in the use of Excel to do so.

I'll paper trade for the first week or two until I get to grips with how it all works. I'll take each bet up to the final confirm stage so that I can be 99% confident that the bets would get accepted if not paper trading.

Clarobet recommend starting with accounts with 10 Bookmakers, they also advise in the e-book which bookies crop up most often in your arbs. You then filter the software to only let you know arbs involving those Bookmakers and you can set a limit on the %age arbs that you are interested in. So, for example, I have now set it to only let me know about arbs above 2.0%.



I must emphasise that there is a lot of material to work through before you are ready to go.

- You need to teach yourself about arbing from the e-book.
- You need to study the website to understand the software.
- You need to study the spread sheet to get your bets and balances correctly recorded.
- You need to set up about 10 Bookie accounts and get them funded.

That's a lot of work and RebelBetting is not for the faint-hearted or those who want easy, work-free profits. Along with the other things I do, like my reviews, the newsletters and my regular betting, I have spent a week on the above points and am still not quite ready to go with my review. I've been letting the software run on a couple of evenings and easily found 5 available arbs with my Bookmakers giving between 2.89% and 4.29% profit on them, which encourages me to do the work above, in order to succeed.

If possible, during the review I will make a note of how long the arb had been available before I got my bets on. I'll also note how far away the event is, to give an idea of how long funds are tied up.

I'll also indicate what time of day I got the arb, so readers can get an idea of how many arbs they could get, depending on their work schedule. You can have the software running in the background, while you get on with other things, but nevertheless, you do need to act and go to the Bookies when an arb arrives that you fancy betting on.

A range of subscriptions to the software are available: 1 week trial 9 Euros; 1 month 129 Euros; 3 months 116 Euros per month; 6 months 99 Euros per month; 1 year 89 Euros per month. There is also a free-mode which is not time limited. This allows you full use of the software, but will only tell you about arbs up to 0.6%. This is a great way to learn to use the software and to paper-trade on these low arbs, until you are familiar with the software and with the Bookie websites. You could then upgrade to a paid trial, once you have proved to yourself that you can succeed, at which point you will have access to the higher value arbs.

I think that just about covers everything. I hope to start the review in a few days time.

[Click here to see the RebelBetting review pages...](#)

[Click here to see the RebelBetting sales pages...](#)

# My Lucky 15 – Introduction

by Sergeant Rob

13th May 2011

Dear all,



Sgt Rob here getting ready to review a product called *My Lucky 15*. My Lucky 15 is one of many services provided by BetFan. The service is provided to them by a man known only as Martin. Since he started proofing his results to them in February, it has provided monthly profits of 103.45 pts for February and 113.94 pts for March. I couldn't find the total for April.

As the product title would suggest, it is a system using the Lucky 15 bet. I'm sure most of you will know the bet, but to clarify, it means backing 4 selections in multiple giving 4 singles bets, 6 doubles bets, 4 trebles bets and 1 four-fold accumulator.

This means a 15 pt outlay for each bet. Martin recommends using a 200 pt staking bank. For the purposes of this review of My Lucky 15, I will use said 200 pt bank, and equate 1 pt to £1 meaning our outlay of 15 pts on each bet equals £15.

Selections are provided via daily email, but you can also login to the BetFan website and access them from there. It is suggested that we will get bets most days. The initial review will last for 56 "betting" days, and will be extended to 84 "betting" days should it be going well.

The cost of the service is £19.99 for a month, or £39.98 for 90 days, the latter option effectively giving you a free month.

It is likely that most bets will use the odds quoted by BetFred online as they offer a 15% bonus on all 4 [winning selections](#) which is better than the 10% bonus quoted by most other firms. However, I will be making full use of Odds Checker and Bet Calculator websites to ensure that I choose the bookies with the best potential return.

So, on to the review, any questions/comments welcome as always.

Cheers, Sgt Rob.

[See the My Lucky 15 Review pages here...](#)

[See the My Lucky 15 Sales pages here...](#)



## Final Reviews

# Flat Ratings Pro – Final Review

14th May 2011



*Another Winner From Flat Ratings Pro*

## Sergeant John-Reviews Flat Ratings Pro

### Passed and Approved

Rating: 

Hi Bloggers,

The review for Flat Ratings Pro was due to end on the 103<sup>rd</sup> day, but in fact it ended on the 93<sup>rd</sup> day, then reduced to 74 days after the no-bet days were removed (see *note below*) because the *Flat Ratings Pro* service ceased at the end of the all-weather season on 30 April 2011.

The Flat Ratings Pro service started in mid-December last year and I was pleased with the steady progress made at that time. After three weeks it had made just less than 20 points profit and peaked on the 45<sup>th</sup> day with a profit of 49.58 points. It is true to say that the overall performance disappointed by the close, which coincided with the start of the turf season. The author of Flat Ratings Pro, Steve Ransford, has vowed to analyze this more closely and is considering whether or not to resume the service in June on the turf or wait until the all-weather season starts again in November. The loss of 24.41 points during April may help him to make this decision. The graph below illustrates the trends and is composed using only days when there were selections and does not take into account no-bet

days. In other words it lasted for 74 days and not the 93 as reported during the review. There are four major losing trends shown here, but not as serious as the period from the 63<sup>rd</sup> to 72<sup>nd</sup> day. The drops in form were usually recovered, but not during this time.



Tips were received by email overnight, usually from 3am onwards and it was always advised to place your back bets as early as possible. I am an early riser so the price I took was usually matched at no difference to those reported on the site's results. There was only one UK race selected per day and the message consisted of a list of selections with the 'Value Price' alongside in brackets.

This price would be rounded down to the [Betfair](#) equivalent so a 6.28 Value Price would become 6.2 on [Betfair](#), 11.8 became 11.5 and 3.75 became 3.7 etc. Attached to this email was an Excel file listing all the runners with the selections and their Value Prices alongside. The left-hand column (Input) was used to record non-runners (enter NR) and when pressing return the Value Prices were reduced. The example below shows the field for the last selections dispatched, the one following shows a non-runner with the prices reduced, although there was not a non-runner in this race.

**DATE 29/04/11**

<b>TIME</b>	<b>1500</b>	<b>FRIDAY</b>	<b>REMAINING</b>
<b>COURSE</b>	<b>DON</b>		<b>RUNNERS</b>
<b>Input</b>	<b>Status</b>	<b>NAME</b>	<b>Value Price</b>
		<b>El Libertador</b>	<b>3.43</b>
		<b>Music Festival</b>	<b>6.33</b>
		<b>Peadar Miguel</b>	<b>7.38</b>
		<b>Little Pete</b>	
		<b>Sairaam</b>	
		<b>Tobrata</b>	
		<b>Flying Applause</b>	
		<b>Hayek</b>	

<b>DATE</b>	<b>29/04/11</b>		
<b>TIME</b>	<b>1500</b>	<b>FRIDAY</b>	<b>REMAINING</b>
<b>COURSE</b>	<b>DON</b>		<b>RUNNERS</b>
<b>Input</b>	<b>Status</b>	<b>NAME</b>	<b>Value Price</b>
		<b>El Libertador</b>	<b>3.18</b>
		<b>Music Festival</b>	<b>5.88</b>
		<b>Peadar Miguel</b>	<b>6.86</b>
		<b>Little Pete</b>	
		<b>Sairaam</b>	
<b>NR</b>	<b>NON RUNNER</b>	<b>Tobrata</b>	
		<b>Flying Applause</b>	
		<b>Hayek</b>	

There were occasions when one or two selections were not matched so the success or otherwise depended on the remaining matched selections, but then again the liability was also reduced. I personally found that the early morning price was often easy to get and sometimes much greater than the Value Price, but, of course, that does not mean the nag will go on to win.

Flat Ratings Pro really is a 'back and forget' service, ideal for those with a 'proper job' who can place their investments early doors, go to work and check the result when they return.

If the Flat Ratings Pro service had been closed after the 63<sup>rd</sup> day then I am sure we would looking at a more favourable pass mark than we are able to rate overall. There were 270 bets (that is those selections that were matched), 43 winning bets, 227 losing bets and the overall strike rate was 15.92%.

As the objective was to find the race winner using multiple selections, it seems only fair to also quote the SR based on winning races. From a total of 74 races, the winner was found in 43 of them, so a SR of 58.1%

Had the service ended after 63 days the strike rate would be 17.45%. The cost of the all-weather service was £97.99 for a three-month period until 31 March when a one-time fee of £32.99 took you to 30 April. This latter period would have included turf races. The Return on Investment up to and including the 63<sup>rd</sup> day was 16.21%. Taken at the end of the review this became 4.33%. The overall profit was 11.69 points, having peaked on Day 45 at 49.58.

I felt quite happy with Flat Ratings Pro until the dreaded Day 64 when there were nine defeats in succession. It is without doubt that during April (and October) when the disciplines of horse racing merge, then change, various anomalies creep into the selection process (then the results). Check any tipster's results for those periods and there are generally changes in form and results. In this case it is probably better to leave the turf season alone and concentrate on all-weather racing. No one could

blame the author for being cautious, particularly when he is trying to deliver a good service and put money in his members' pockets.

I would give Flat Ratings Pro a middle of the road pass mark of 2.5 stars out of 5, based purely on all weather results, his exemplary attention to detail, superb customer service and producing a 'hands off' backing service that anyone could use.

Best Regards

Sgt John

[\*\*See Flat Ratings Pro Review pages here...\*\*](#)

[\*\*See Flat Ratings Pro sales page here...\*\*](#)

## Current Reviews

*Now includes all data reported by our reviewers up to Monday night.*

This section covers all the current reviews being conducted and gives a quick insight how each review is performing. I have now described which type of service each one is. I hope this helps you in deciding whether to follow any service more closely.

**Systems:** These are a set of rules that are used to make selection criteria. These rules are hard and fast without room for interpretation or discretion.

**Methods or Strategies:** These services are based upon loose rules or advices that are applied, with skill, by the user of the service.

**Tips:** You receive tips from the service provider of back or lay bets and you back the tips to the recommended stakes or to level stakes.

### **2020 Cricket Trading**

Reviewer Sgt Aris

Trading Method/Strategy

A bad loss this week.

Up to Day 14	This Week	Cumulative	
	P/L	2,500 point Start Bank	P/L
	<b>-270.09</b>	<b>2,183.91</b>	<b>-316.09</b>

[See the 2020 Cricket Trading Review pages here...](#)

[See the 2020 Cricket Trading Sales pages here...](#)

### **All Weather Backing System**

Reviewer Sgt Philip

Backing System

Nothing reported this week

Up to Day 28	This Week	Cumulative	
	P/L	£250 Start Bank	P/L
	<b>0.00</b>	<b>271.12</b>	<b>21.12</b>

[See the All Weather Backing System Review pages here...](#)

[See the All Weather Backing System Sales pages here...](#)

**Backing Star Selection**

Reviewer RM Dave

BackingTipping Service

The results are recorded up to day 56 for plans A, B, D & 1,2,4.

From Day 57 onwards, Dave is only recording the results for Plan C.

Up to day 59	This Week	Cumulative	
	P/L	100 point Start Bank	P/L
Plan A	-12.00	62.34	-37.66
Plan B	-8.40	63.88	-36.12
Plan C	-17.08	115.86	15.86
Plan D	-12.23	72.73	-27.27
Plan 1,2,4	-5.81	89.95	-10.05

[See the Backing Star Selection Review pages here...](#)

[See the Backing Star Selection Sales pages here...](#)

**Betfair Success Formula**

Reviewer Sgt Rich

Layng Method/Strategy

A slight return to profit, this week

Up to day 62	This Week	Cumulative	
	P/L	100 point Start Bank	P/L
	6.13	156.40	56.40

[See the Betfair Success Formula Review pages here...](#)

[See the Betfair Success Formula Sales pages here...](#)

**Betting Profits**

Reviewer Sgt Rich

Backing System

All systems made a profit this week

Up to day 52	This Week	Cumulative	
	P/L	1000 point Start Bank	P/L
Soccer System	48.94	1,426.88	426.88
Horse Racing System	18.01	661.50	-338.50
Boxing system	28.94	763.28	-236.72

[See the Betting Profits Review pages here...](#)

[See the Betting Profits Sales pages here...](#)



### Lay Hounds

Reviewer RM Dave

Laying Tipping Service

The service recommends up to an SP up to 8/1, but the lay price, just before the off, of these is often very high so Dave has a cut-off point of 11.0 on Betfair lay prices.

Up to day 30	This Week	Cumulative	
	P/L	50 point Start Bank	P/L
BF Price <= 11.0	5.70	54.14	4.14
Max SP of 8/1	6.65	56.99	6.99

[See the Lay Hounds Review pages here...](#)

[See the Lay Hounds Sales pages here...](#)

### Laying Spring Profits

Reviewer Sgt Tony

Laying System

A loss over the last two weeks

Up to day 75	This Week	Cumulative	
	P/L	100 point Start Bank	P/L
	-35.91	78.96	-21.04

[See the Laying Spring Profits Review pages here...](#)

[See the Laying Spring Profits Sales pages here...](#)

### Laytime Soccer

Reviewer Sgt Jon

Laying Tipping Service

Final Review to follow

Up to day 85	This Week	Cumulative	
	P/L	200 point Start Bank	P/L
	0.00	106.64	-93.36

[See the Laytime Soccer Review pages here...](#)

[See the Laytime Soccer Sales pages here...](#)

### My Lucky 15

Reviewer Sgt Rob

Backing Tipping Service

Four losing days so far

Up to day 4	This Week	Cumulative	
	P/L	200 point Start Bank	P/L
	-44.58	155.42	-44.58

[See the My Lucky 15 Review pages here...](#)

[See the My Lucky 15 Sales pages here...](#)

**Perpetuali**

Reviewer Sgt Philip

Automatic (bot) Laying System

Nothing reported again this week

Up to day 53	This Week	Cumulative	
	P/L	£10,000 Start Bank	P/L
	0.00	8,708.76	-1,291.24

[See the Perpetuali Review pages here...](#)

[See the Perpetuali Sales pages here...](#)

**Power Naps**

Reviewer Sgt Tommy

Backing Tipping Service

Another poor week

Up to day 60	This Week	Cumulative	
	P/L	200 point Start Bank	P/L
	-7.24	213.88	13.88

[See the Power Naps Review pages here...](#)

[See the Power Naps Sales pages here...](#)

**Rate The Races**

Reviewer Sgt Lucian

Software Backing System

Both strategies lost this week. Strategy 1 is stop at 1 point profit or -10 points loss.

Strategy 2 is simply stop at 1 point profit.

Up to day 13	This Week	Cumulative	
	P/L	100 point Start Bank	P/L
Strategy 1	-6.53	87.53	-12.47
Strategy 2	-2.70	102.35	2.35

[See the Rate The Races Review pages here...](#)

[See the Rate The Races Sales pages here...](#)

**Sprint Lay Expert**

Reviewer Sgt Tony

Laying System

A 11.4% profit this week

Up to day 45	This Week	Cumulative	
	P/L	10 point Start Bank	P/L
	1.14	11.97	1.97

[See the Sprint Lay Expert Review pages here...](#)

[See the Sprint Lay Expert Sales pages here...](#)

## The Betplan

Reviewer Sgt Karl

Backing Tipping Service

Early prices are showing a loss so far

Up to day 6	This Week	Cumulative	
	P/L	1000 point Start Bank	P/L
Staking Plan at Early Prices	<b>-69.00</b>	931.00	<b>-69.00</b>

[See The Betplan Review pages here...](#)

[See The Betplan Sales pages here...](#)

## Turf Wars

Reviewer Admin Gordon

Backing Tipping Service

Big wins this week.

[You can get your FREE 5-day trial here...](#)

Up to day 21	This Week	Cumulative	
	P/L	100 point Start Bank	P/L
Staking system	76.09	202.83	102.83
Level Stakes	8.97	109.90	9.90

[See the Turf Wars Review pages here...](#)

[See the Turf Wars Sales pages here...](#)

## League Table of Current Reviews

*Now includes all data reported by our reviewers up to Monday night.*

The systems under review have different starting banks, different stakes and some systems have variable stakes. A reasonable way of comparing the performance of systems is to work out the profit (or loss) as a percentage of the starting bank.

I've colour coded the eight reviews that are the currently or recently most successful, with the colour of their profitability graph to make them easier to spot.

Obviously this table doesn't replace reading the reviews, because *profit as %age of bank* is not the only factor in judging a system. Nevertheless, I think it gives a valid comparison and an at-a-glance way of bringing the mass of data together.

<b>System Reviewed</b>	<b>Start Bank</b>	<b>Total Profit /Loss</b>	<b>Profit as %age of Bank</b>	<b>Position Last Week</b>	<b>Position This Week</b>
Turf Wars Staking System	100	102.83	102.83%	4	1
Betfair Success Formula	100	56.40	56.40%	1	2
Betting Profits Soccer	1000	426.88	42.69%	2	3
Sprint Lay Expert	10	1.97	19.70%	10	4
Backing Star Plan C	100	15.86	15.86%	3	5
Lay Hounds 8/1	50	6.99	13.98%	12	6
All Weather Backing System	250	21.12	8.45%	9	7
Lay Hounds <=11.0	50	4.14	8.28%	14	8
Power Naps	200	13.88	6.94%	7	9
Rate The Races Strategy 2	100	2.35	2.35%	11	10
The BetPlan Staking Plan	1000	-69.00	-6.90%	N/A	11
Backing Star Plan 1,2,4	100	-10.05	-10.05%	15	12
Rate The Races Strategy 1	100	-12.47	-12.47%	16	13
2020 Cricket Trading	2500	-316.09	-12.64%	13	14
Perpetual I	10000	-1291.24	-12.91%	17	15
Laying Spring Profits	100	-21.04	-21.04%	6	16
My Lucky 15	200	-44.58	-22.29%	N/A	17
Betting Profits Boxing System	1000	-236.72	-23.67%	20	18
Backing Star Plan D	100	-27.27	-27.27%	18	19
Betting Profits Horse Racing System	1000	-338.50	-33.85%	22	20
Backing Star Plan B	100	-36.12	-36.12%	21	21
Backing Star Plan A	100	-37.66	-37.66%	19	22
Laytime Soccer	200	-93.36	-46.68%	23	23

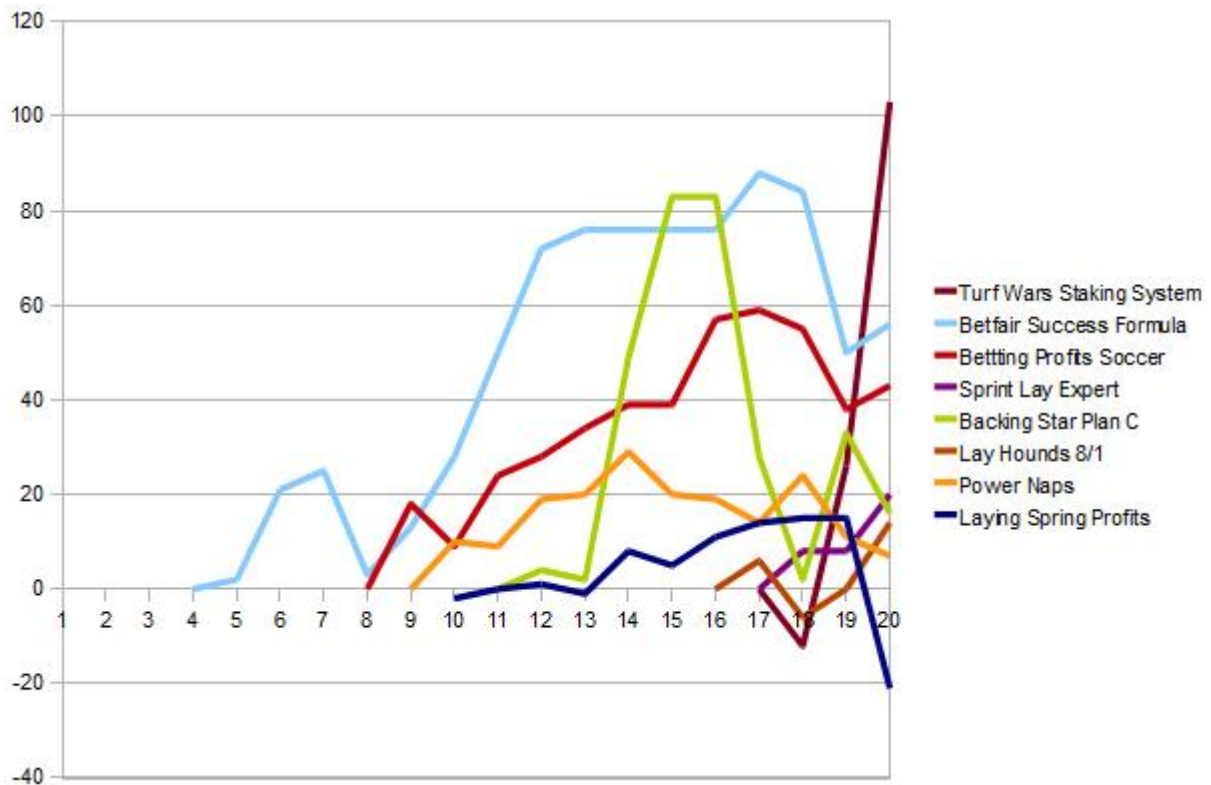
# Profitability Graph

Here is a graph of the profit being made by the front-runners as a percentage of their starting bank. This gives a week by week comparative view of their progress.

It gives a representation of the volatility or dependability of each system. Ideally we would want a graph that increased each week by roughly the same amount. If a system or tipping service could produce that, then we would really have a winning review!

Can Turf Wars keep up its fantastic success?

## Profit as a %age of starting bank



## Bloggers Corner

Admin, Gordon has requested suggestions from readers for Systems, Strategies and Tipping Services they would like to see reviewed. Just send the suggestions to me, at my usual address, [rich@bettingsystemtruths.com](mailto:rich@bettingsystemtruths.com) and I'll pass them on to him.

---

Send your contributions to the Bloggers Corner by e-mail to me:  
[rich@bettingsystemtruths.com](mailto:rich@bettingsystemtruths.com)

---

If you have something to say, don't forget you can become a "rant" on our Online Betting Rant site. If you think you have what it takes we'd love to hear from you... [Apply to be a Ranter here](#)



## Next Week & Signing Off

This is Rich signing off. Remember to read the full blogger's review for anything that interests you at <http://www.bettingsystemtruths.com/>, so that you can get a feel for how the service pans out on a day by day basis. Look out for the next BST newsletter in your e-mails on May 25<sup>th</sup>. Until then, here's to successful punting.

Regards  
Rich