



**The Betting System Truths
Weekly Members Newsletter**

**Testing out Systems, Strategies and Tips
– so that you don't have to!**

**Dates Inclusive
23rd November 2011 to 29th November**

Edition 80

**Edited by
Rich**

CONTENTS

Introduction	Page 2
Final Reviews –	
Racing Profits	Page 3
Point2Lay	Page 7
Current Reviews	Page 10
League Table	Page 14
Profitability Graph	Page 15
Bloggers Corner	Page 16
Next Week	Page 16

INTRODUCTION

Hi Folks,

This week we have two Final Reviews.

We have the Final Review of Racing Profits, which has passed with three stars. Point2Lay has ended early because the product software stopped working correctly. It has failed a 30 day trial.

This week, we only have just two current reviews that are making a sizable profit. ExBookie has reached the end of the trial period with a 200% profit of the starting bank. Assured Soccer Profits continues to increase steadily, week by week, since its shaky start.

We'd like to hear from you, please contact me by e-mail via the Bloggers Corner at rich@bettingssystemtruths.com

New Reviews

[Return to Contents/Index of this newsletter](#)



None this week.

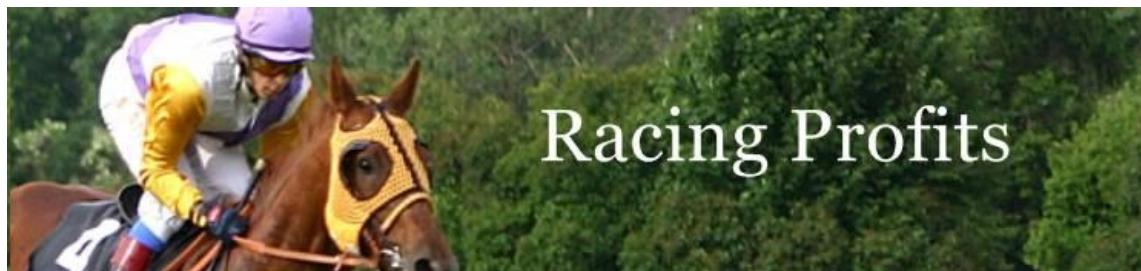
Final Reviews

[Return to Contents/Index of this newsletter](#)



Racing Profits – Final Review

21st November 2011



Inspector Magnifique – Racing Profits Final Review

Rating: ★★☆☆ Passed

Racing profits review lasted for 84 days and here's what we have at the end of the period.

Of 84 days we had 51 actual betting days and 33 no betting days. A no betting day with Racing Profits system means you run through the selection process, may have a selection or a couple of them for the day but in the end they will not qualify being not satisfying the price criterion, being withdrawn from the race, etc. You put almost as much effort into it as in betting days with presumably a bit less time spent.

In those 51 days there were 99 selections, 72 of which are 'basic' and 27 are 'additional'. It must be noted these terms are not the author's. It is recommended in the manual that betting no more than 2 horses a day with this strategy is enough to profit on a regular basis. However, you may end up with 3, 4 or more qualifiers. Thus, by 'basic' selections I mean only those that fit 'betting no more than 2 horses a day' recommendation and by 'additional' those exceeding this limit.

The strike rate specified is based on all 99 selections as well as the number of winning horses.

Total selections: 99

Winning selections: 33

Strike rate: 33.3%

Average odds of selections: 4.7

Average odds of winning selections: 3.85

Stake per selection (level stakes): 1 pt

P/L (betting no more than 2 selections a day): +21.36 pts

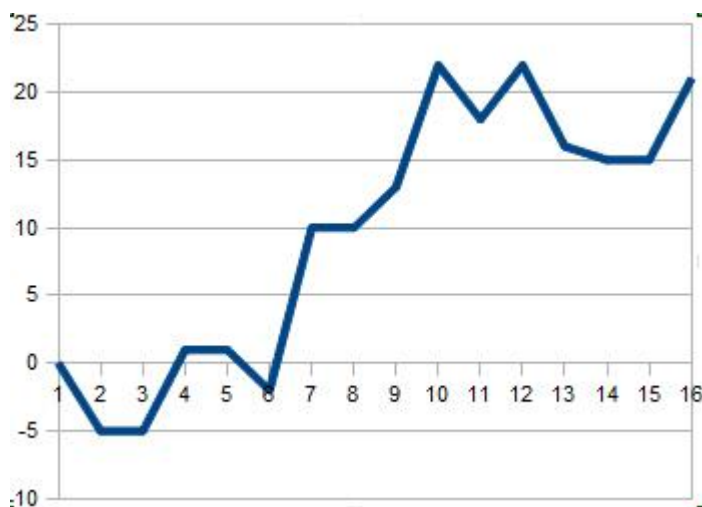
P/L (betting all selections): +30.16 pts

Profitability:

The profit figures above clearly show that betting all qualifiers is more profitable than only two a day, I see no reason why it should be opposite. The profit is increased by 41%, which is a considerable figure. Probably, the recommendation to limit the number of bets is there to prevent longer losing runs, which do happen. I'll talk about them a bit later though.

The profit of +21.36 pts in 84 days period means we average around +0.25 pts a day. Excluding no betting days will bring this to +0.42 pts a day. Surely, the figure based on all days including the ones with no betting is more precise in showing what to expect from the system.

It's quite steady too, which is shown in the graph below of weekly cumulative profit.



Now let's see how that will improve if we bet all selections: +0.36 pts a day and +0.59 pts respectively.

This does not seem like much but should 1pt = £100, then the profit would stand around £36 a day.

With time and effort put into using the system you might expect bigger return, but I feel the profit is just enough to make it worthwhile.

A big concern for me is the Racing Profits figures for the period on racing-index.com, where the author's selections are tracked.

Number of selections: 36
Winning selections: 6
BSP profit: -17.37 pts

This is totally different from what we've experienced throughout the review! I knew that my selections were not 100% as the author's, which is ok but the difference is shocking. This could mean:

a) we are using the system differently

I recorded all qualifiers and missed only a couple of days. The author did not bet more than 2 horses a day (as shown on racing-index). With the 'additional' selections making almost 9 pts from 27 selections this is something to consider. Still this is not enough to make the reason for such a significant difference.

b) one of the two is using the system incorrectly

Well, if this is the case, then logically it should be me. How can a person who designed the system misunderstand it? However, I don't see where I could misunderstand it at all. I did my best to follow the rules and am pretty confident in my selections.

On saying this I must emphasize that **the rating for profitability is given based solely on my own experience with the system. Proceed with caution.**

4 stars out of 5

Ease of use and time spent:

The system is a bit hard to implement at the beginning, but once you get used to it there's no big trouble. It takes around 15-20 minutes to find your potential qualifiers. However, you have to be fully concentrated when running through selection process, it is rather easy to make a mistake. What may be a concern is the selections published at racing-index.com. As I've mentioned above they can be different from yours, and you can see what this can lead to.

I wouldn't say the system is brain-deadening or too time-consuming, but there are definitely systems out there that are a lot easier to use. Not that they are profitable, of course.

3.5 stars out of 5

Risk:

Generally the Racing Profits performance is quite stable (speaking of my experience). Long losing runs are not frequent, but be prepared for 5 to 10 losing selections in a row. The longest losing run was 13 selections in a

row, there were 7 losing selections in a row twice (betting all selections). Longest losing run in betting days was 8 days. With an average 30-40% strike rate, this is not something unexpected. The system is not very risky but requires discipline and ability to accept losses.

3.5 stars out of 5

Return on investment (ROI):

Betting 2 horses a day: 21.6%

Betting all horses: 30.5%

3.5 stars out of 5

Support and documentation:

The manual is written well, but some important points are missing. Sometimes two horses in one race fully satisfy the criteria of the system. It is said you need to look at the particular stat in such circumstances and normally it helps, but not when that stat is the same for both selections. In this case you have no guidelines to follow and decide for yourself. It happened twice during the review period.

Speaking of support I had no contact with the vendor. I tried to mail him once asking why the selections I'm getting are a bit different from his but got no response and didn't try any more. Nor did he contact me in any time.

2 stars out of 5

Racing Profits showed nice results and I would've given it a higher rating was it not for racing-index.com results. Although, it does not influence a lot it is something to take into account. **3 stars out of 5** overall.

Cheers,

Inspector Magnifique

[\[Click here to see the full daily review\]](#)

[\[Click here to see the sales page for Racing Profits\]](#)

[Return to Contents/Index of this newsletter](#)



Point2Lay Final Review

29th November 2011



Sergeant Lucian - Reviews Point2Lay



Hi Bloggers,

The *Point2Lay* team suspended the review on 14th October. They promised to release a new version of the software soon, but it is over a month now and a final conclusion must come.

The Point2Lay software spots false favourites in horse racing win markets based on TFQR (Tax Free Quid Ratings). Point2Lay runs, scans, rates all UK races. The selections will be highlighted in RED.

The program does all the job for the user, so it isn't necessary to insert any data. There is no need to study data- horse race stats, trainer, jockey, etc, etc. The software does all that for the user.

Betting bot is included. The bot, by default, will not place lay bets on odds over 5.0 but this option can be changed by the user to any desired odds. In order to work smoothly the software needs a good internet connection, a paid Racing Post account (£2 per week) and of course a Betfair account. Point2Lay is **free for the first 15 days** and then **£49.99 every 3 months**. Alternatively for **one month** the price is **£24.99**.

Now let's take a look at the results after 30 days of review.

Point2Lay on day 30.

Initial bank – 1000 points and 100 point bet.

Running bank after day 30 = 476.37 points – loss 523.63 points

The numbers show clearly that this software can be reverted to being a back bot, as I've suggested. **As a lay bot clearly it has FAILED**, because on 30 days over half bank is gone.

Now here are results on backing the Point2Lay selections.

Level stakes 100 points on bet.

Date	Meeting	Time	Selection	Odds	Stake	Result	P/L	Running Total
15th Sep	Ayr	1.50	Farang Kondiew	2.19	100.00	LOSS	119.00	1,119.00
15th Sep	List	3.25	Darasal Wane	4.48	100.00	LOSS	348.00	1,467.00
15th Sep	List	4.25	Son Amix	2.00	100.00	WIN	-100.00	1,367.00
15th Sep	Ponte	4.30	Petella	4.36	100.00	WIN	-100.00	1,267.00
16th Sep	Ayr	2.10	Strictly Silver	3.63	100.00	LOSS	263.00	1,530.00
18th Sep	Uttox	3.50	Taratata Sivola	4.87	100.00	WIN	-100.00	1,430.00
18th Sep	Ham	4.10	Hills Of Dakota	4.20	100.00	LOSS	320.00	1,750.00
21st Sep	Perth	3.00	Fools Wildcat	3.93	100.00	WIN	-100.00	1,650.00
21st Sep	Good	4.20	Billy Buttons	3.94	100.00	WIN	-100.00	1,550.00
21st Sep	DownP	4.30	Rockyaboya	4.72	100.00	LOSS	372.00	1,922.00
21st Sep	Redc	5.10	Dance For Julie	3.91	100.00	WIN	-100.00	1,822.00
22nd Sep	Ponte	3.05	Rythmic	3.32	100.00	WIN	-100.00	1,722.00
24th Sep	GowP	1.55	Glor Na Mara	2.87	100.00	WIN	-100.00	1,622.00
24th Sep	Newm	3.10	Sahpresa	2.76	100.00	LOSS	176.00	1,798.00
24th Sep	Chest	5.20	Pearl Blue	3.75	100.00	WIN	-100.00	1,698.00
25th Sep	Clon	2.25	Whatever It Takes	3.53	100.00	LOSS	253.00	1,951.00
26th Sep	Ham	3.10	Smart Step	3.99	100.00	LOSS	299.00	2,250.00
28th Sep	Salis	3.00	Rock The Stars	4.70	100.00	WIN	-100.00	2,150.00
29th Sep	Wolv	2.00	Amoure Medici	4.66	100.00	LOSS	366.00	2,516.00
29th Sep	Wolv	4.00	Mount Hollow	4.82	100.00	WIN	-100.00	2,416.00
29th Sep	Kemp	7.40	Maloof	3.35	100.00	WIN	-100.00	2,316.00
30th Sep	Ascot	4.40	Cunning Act	3.75	100.00	WIN	-100.00	2,216.00
30th Sep	Dund	8.30	Licence To Till	4.91	100.00	LOSS	391.00	2,607.00
1st Oct	Ascot	5.00	Dubai Queen	4.46	100.00	WIN	-100.00	2,507.00
4th Oct	Catt	3.00	Come On Dave	4.20	100.00	WIN	-100.00	2,407.00
4th Oct	Sthl	3.20	Illustration	4.20	100.00	WIN	-100.00	2,307.00
4th Oct	Catt	4.30	Painted Tail	4.62	100.00	WIN	-100.00	2,207.00
4th Oct	Sthl	5.20	Beechcraft Baron	2.65	100.00	WIN	-100.00	2,107.00
6th Oct	Wolv	7.20	Ravi River	3.90	100.00	WIN	-100.00	2,007.00
8th Oct	York	1.50	Mickdaam	3.14	100.00	LOSS	214.00	2,221.00
8th Oct	Wolv	6.00	Baltic Flyer	3.98	100.00	WIN	-100.00	2,121.00
8th Oct	Wolv	8.30	Queen Grace	4.73	100.00	LOSS	373.00	2,494.00
12th Oct	Ling	2.00	Good Morning Star	3.30	100.00	WIN	-100.00	2,394.00
13th Oct	Brig	4.00	Pearl Opera	4.20	100.00	WIN	-100.00	2,294.00
13th Oct	Punch	4.45	Bundle Of Fun	2.30	100.00	WIN	-100.00	2,194.00
14th Oct	Redc	2.35	Daddy Warbucks	3.20	100.00	LOSS	220.00	2,414.00
14th Oct	Chelt	3.20	Paint The Clouds	2.95	100.00	LOSS	295.00	2,709.00

ROI in this case is over 46% and a bank gain of over 1700 points.

Second back method 123 and keep 3 until the profit is reached over the level when the increase start.

Date	Meeting	Time	Selection	Odds	Stake	Result	P/L	Running Total
15th Sep	Ayr	1.50	Farang Kondiew	2.19	100.00	1	113.05	1,113.05
15th Sep	List	3.25	Darasal Wane	4.48	100.00	1	330.60	1,443.65
15th Sep	List	4.25	Son Amix	2.00	100.00	0	-100.00	1,343.65
15th Sep	Ponte	4.30	Petella	4.36	200.00	0	-200.00	1,143.65
16th Sep	Ayr	2.10	Strictly Silver	3.63	300.00	1	749.55	1,893.20
18th Sep	Uttox	3.50	Taratata Sivola	4.87	100.00	0	-100.00	1,793.20
18th Sep	Ham	4.10	Hills Of Dakota	4.20	200.00	1	608.00	2,401.20
21st Sep	Perth	3.00	Fools Wildcat	3.93	100.00	0	-100.00	2,301.20
21st Sep	Good	4.20	Billy Buttons	3.94	200.00	0	-200.00	2,101.20

Betting System Truths Weekly Newsletter © Enigma Media 2011

21st Sep	DownP	4.30	Rockyaboya	4.72	300.00	1	1,060.20	3,161.40
21st Sep	Redc	5.10	Dance For Julie	3.91	100.00	0	-100.00	3,061.40
22nd Sep	Ponte	3.05	Rythmic	3.32	200.00	0	-200.00	2,861.40
24th Sep	GowP	1.55	Glor Na Mara	2.87	300.00	0	-300.00	2,561.40
24th Sep	Newm	3.10	Sahpresa	2.76	300.00	1	501.60	3,063.00
24th Sep	Chest	5.20	Pearl Blue	3.75	300.00	0	-300.00	2,763.00
25th Sep	Clon	2.25	Whatever It Takes	3.53	300.00	1	721.05	3,484.05
26th Sep	Ham	3.10	Smart Step	3.99	100.00	1	284.05	3,768.10
28th Sep	Salis	3.00	Rock The Stars	4.70	100.00	0	-100.00	3,668.10
29th Sep	Wolv	2.00	Amoure Medici	4.66	200.00	1	695.40	4,363.50
29th Sep	Wolv	4.00	Mount Hollow	4.82	100.00	0	-100.00	4,263.50
29th Sep	Kemp	7.40	Maloof	3.35	200.00	0	-200.00	4,063.50
30th Sep	Ascot	4.40	Cunning Act	3.75	300.00	0	-300.00	3,763.50
30th Sep	Dund	8.30	Licence To Till	4.91	300.00	1	1,114.35	4,877.85
1st Oct	Ascot	5.00	Dubai Queen	4.46	100.00	0	-100.00	4,777.85
4th Oct	Catt	3.00	Come On Dave	4.20	200.00	0	-200.00	4,577.85
4th Oct	Sthl	3.20	Illustration	4.20	300.00	0	-300.00	4,277.85
4th Oct	Catt	4.30	Painted Tail	4.62	300.00	0	-300.00	3,977.85
4th Oct	Sthl	5.20	Beechcraft Baron	2.65	300.00	0	-300.00	3,677.85
6th Oct	Wolv	7.20	Ravi River	3.90	300.00	0	-300.00	3,377.85
8th Oct	York	1.50	Mickdaam	3.14	300.00	1	609.90	3,987.75
8th Oct	Wolv	6.00	Baltic Flyer	3.98	300.00	0	-300.00	3,687.75
8th Oct	Wolv	8.30	Queen Grace	4.73	300.00	1	1,063.05	4,750.80
12th Oct	Ling	2.00	Good Morning Star	3.30	300.00	0	-300.00	4,450.80
13th Oct	Brig	4.00	Pearl Opera	4.20	300.00	0	-300.00	4,150.80
13th Oct	Punch	4.45	Bundle Of Fun	2.30	300.00	0	-300.00	3,850.80
14th Oct	Redc	2.35	Daddy Warbucks	3.20	300.00	1	627.00	4,477.80
14th Oct	Chelt	3.20	Paint The Clouds	2.95	300.00	1	555.75	5,033.55

In this case ROI is over 48% but look at the bank after 30 days period – over 4000 point profit all this with a hit rate of 38%.

I've done this as a demonstration.

In this form as a lay system, and after the 30 days review it is in the failed category.

[\[Click here to see the full daily review\]](#)

[\[Click here to see the sales page for Point2lay\]](#)

Review Manager note:

The vendor emailed me to say:

"I have been in touch with our programmer. He admits that it is faulty but still unable to reproduce the fault as to find a solution to it. He has said he will keep checking it until he finds where the issue is"

Maybe in the future we can re-review this software. Rich – Review Manager

[Return to Contents/Index of this newsletter](#)



Current Reviews

[Return to Contents/Index](#)



This is a quick insight how each review is performing. The data in Blue is from BettingSystemTruths. The data in Dark Violet is from LayTheOdds.

Systems: These are a set of rules that are used to make selection criteria. These rules are hard and fast without room for interpretation or discretion.

Methods or Strategies: These services are based upon loose rules or advices that are applied, with skill, by the user of the service.

Tips: You receive tips from the service provider of back or lay bets and you back the tips to the recommended stakes or to level stakes.

Assured Soccer Profits

Reviewer Insp. Rich

Trading Strategy

Up to day 49	This Week	Cumulative	
	P/L	200 point Start Bank	P/L
	18.67	396.15	196.15

[See the Assured Soccer Profits Review pages here...](#)

[See the Assured Soccer Profits Sales pages here...](#)

Beaten Females

Reviewer Insp. John

Lay Tipping Service

Up to day 40	This Week	Cumulative	
	P/L	500 point Start Bank	P/L
Rolling Stakes	-38.66	455.88	-44.12

[See the Beaten Females Review pages here...](#)

[See the Beaten Females Sales pages here...](#)

Betting Pro Trades

Reviewer Insp. DJ

Trading Tips

This review has been restarted

Up to day 11	This Week	Cumulative	
	P/L	£1,000 Start Bank	P/L
	-740.21	528.91	-471.09

[See the Betting Pro Trades Review pages here...](#)

[See the Betting Pro Trades Sales pages here...](#)

ExBookie

Reviewer Sgt Karl

Backing Tips Service

Up to day 87	This Week	Cumulative	
	P/L	50 point Start Bank	P/L
	2.50	151.00	101.00

[See the ExBookie Review pages here...](#)

[See the ExBookie Sales pages here...](#)

Lay of the Day

Reviewer Insp. Colin

Lay Tipping Service

Up to day 30	This Week	Cumulative	
	P/L	500 points Start Bank	P/L
	1.46	471.14	-28.86

[See the Lay of the Day Review pages here...](#)

[See the Lay of the Day Sales pages here...](#)

Lets Get Layed

Reviewer Sgt Tommy

Lay Tipping Service

Three types of tips being reviewed on the Blog – this summary totals all of them

Up to day 36	This Week	Cumulative	
	P/L	600 point Start Bank	P/L
	-3.90	554.51	-45.49

[See the Lets Get Layed Review pages here...](#)

[See the Lets Get Laid Sales pages here...](#)

Magic Racing Bot

Reviewer Sgt Colin

Automated Tips Service

Up to day 13	This Week	Cumulative	
	P/L	75 point Start Bank	P/L
	-1.16	65.36	-9.64

[See the Magic Racing Bot Review pages here...](#)

[See the Magic Backing Bot Sales pages here...](#)

NFL Betting System

Reviewer Insp. DJ

Backing Tips Service

Profit is now being reported to advised stakes

Up to day 62	This Week	Cumulative	
	P/L	1,000 point Start Bank	P/L
	8.88	979.03	-20.97

[See the NFL Betting System Review pages here...](#)

[See the NFL Betting System Sales pages here...](#)

Nigel Hunters Black Book

Reviewer Insp. Howard

Backing Tips Service

Up to day 15	This Week	Cumulative	
	P/L	100 point Start Bank	P/L
	6.08	110.88	10.88

[See the Nigel Hunters Black Book Review pages here...](#)

[See the Nigel Hunters Black Book Sales pages here...](#)

Soccer Betting HQ

Reviewer Insp. Josh

Trading Methods

There are 5 strategies with a start bank of 100 on each – Nothing reported this week

Up to day 10	This Week	Cumulative	
	P/L	500 points Start Bank	P/L
	0.00	562.70	62.70

[See the Soccer Betting HQ Review pages here...](#)

[See the Soccer Betting HQ Sales pages here...](#)

Stateside Sports Pro

Reviewer Sgt Jonny

Backing Tips Service

Up to day 42	This Week	Cumulative	
	P/L	100 point Start Bank	P/L
	3.02	74.43	-25.57

[See the Stateside Sports Pro Review pages here...](#)

[See the Stateside Sports Pro Sales pages here...](#)

TFT – Total Football Trading Reviewers Colin, Magnifique & Rich Trading Methods

Nothing reported for Gold, Silver LTD this week

Up to week 4	This Week	Cumulative	
	P/L	1,000 point Start Bank	P/L
TFT Gold	0.00	1,108.00	108.00
TFT Silver	0.00	1,048.00	48.00
TFT LTD	0.00	958.80	-41.20

[See the TFT Gold, Silver, LTD Review pages here...](#)

Up to day 21	This Week	Cumulative	
	P/L	1,000 point Start Bank	P/L
TFT Paper Chaser	1.00	1,059.10	59.10

[See the TFT Paper Chaser Review pages here...](#)

Up to day 22	This Week	Cumulative	
	P/L	1,000 point Start Bank	P/L
TFT Underdog	28.59	1,072.31	72.31

[See the TFT Underdog Review pages here...](#)

[See the Total Football Trading Sales pages here...](#)

The Horse That Should Win Reviewer Sgt Lucian Back & Lay Software

Up to day 69	This Week	Cumulative	
	P/L	1000 point Start Bank	P/L
	-55.96	396.42	-603.58

[See the Horse That Should Win Review pages here...](#)

[See the Horse That Should Win Sales pages here...](#)

ZH Subscribe Reviewer Insp. DJ Lay Tipping Service

Up to week 7	This Week	Cumulative	
	P/L	£500 Start Bank	P/L
Trading	6.54	536.31	36.31
Straight Betting	7.09	514.34	14.34

[See the ZH Subscribe Review pages here...](#)

[See the ZH Subscribe Sales pages here...](#)

League Table of Current Reviews

[Return](#) 

A reasonable way of comparing the performance of systems is to work out the profit (or loss) as a percentage of the starting bank. Obviously this table doesn't replace reading the reviews, because *profit as %age of bank* is not the only factor in judging a system. Nevertheless, it is a valid at-a-glance way of bringing the mass of data together.

I've colour coded the reviews that are the currently most successful, with the colour of their profitability graph (next newsletter section) to make them easier to spot.

This week, ExBookie and Assured Soccer Profits are the only two reviews making a sizable profit.

System Reviewed	Start Bank	Total Profit /Loss	Profit as %age of Bank	Position Last Week	Position This Week
ExBookie	50	101.00	202.00%	1	1
Assured Soccer Profits	200	196.15	98.08%	2	2
Soccer Betting HQ	500	62.70	12.54%	4	3
Nigel Hunters Black Book	100	10.88	10.88%	9	4
TFT – Gold	1000	108.00	10.80%	5	5
ZH Subscribe Trading	500	36.31	7.26%	6	6
TFT – The Underdog	1000	72.31	7.23%	10	7
TFT – Paper Chaser	1000	59.10	5.91%	7	8
TFT – Silver	1000	48.00	4.80%	8	9
ZH Subscribe Straight Betting	500	14.34	2.87%	13	10
NFL Betting System	1000	-20.97	-2.10%	15	11
TFT – LTD	1000	-41.20	-4.12%	16	12
Lay of the Day	500	-28.86	-5.77%	17	13
Lets Get Layed	600	-45.49	-7.58%	18	14
Beaten Females	500	-44.12	-8.82%	14	15
Magic Racing Bot	75	-9.64	-12.85%	19	16
Stateside Sports Pro	100	-25.57	-25.57%	20	17
The Horse That Should Win	1000	-603.58	-60.36%	21	18

[Return to Contents/Index of this newsletter](#) 

Profitability Graph

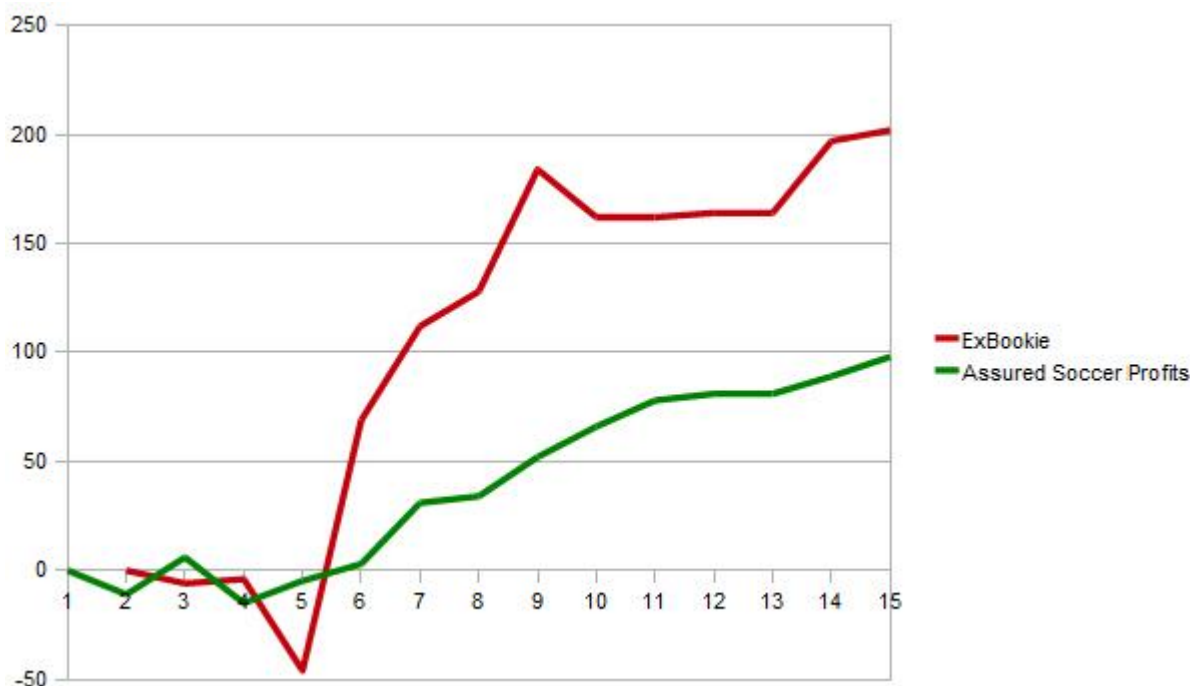
[Return to Contents/Index](#) 

Here is a graph of the profit being made by the front-runners as a percentage of their starting bank. This gives a week by week comparative view of their progress.

It gives a representation of the volatility or dependability of each system. Ideally we would want a graph that increased each week by roughly the same amount. If a system or tipping service could produce that, then we would really have a winning review!

Unfortunately several previously successful reviews have gone into an unprofitable phase, leaving us with just two front-runners. ExBookie has reached the end of the trial period with a 200% profit of the starting bank. Assured Soccer Profits continues to increase steadily, week by week, since its shaky start.

Profit as a %age of starting bank



Bloggers Corner

[Return to Contents/Index](#)



This week I got this from a reader. Does anyone have any experience of using this service?

I am looking for some direction with a product I purchased known as '[the betfair project](#)', I paid for the system & had a good read & it appeared to be a very sound approach. I then weighed up the time it takes me to get my head around each race & decided to pay for the tipping service attached to the betfair project.

Here is my main problem; I have attempted to contact the support people on three e-mail now, as no tips have been supplied at all. Fearing a scam, I am now trying to find out if I have made a mistake signing up?

Hope you can shed some light,
Regards/Don

I also got two enquiries about [Betting Booster](#). (bettingbooster.com). This doesn't look like the sort of product that we would normally review. Have any of our readers used this product?

We'd like to hear from you, please contact me by e-mail via the Bloggers Corner at rich@bettingssystemtruths.com

Next Week & Signing Off

[Return to Contents/Index](#)



This is Rich signing off. Remember to read the full blogger's review for anything that interests you at <http://www.bettingssystemtruths.com/>, and <http://laytheodds.com> so that you can get a feel for how the service pans out on a day by day basis. Look out for the next BST newsletter in your e-mails on December 7th. Until then, here's to successful punting.

**Regards,
Rich**