



**The Betting System Truths
Weekly Members Newsletter**

**Testing out Systems, Strategies and Tips
– so that you don't have to!**

Wednesday 21st March 2012

Edition 96

**Edited by
Rich**

CONTENTS

Introduction	Page 2
New Reviews –	
None this week	Page 3
Final Reviews –	
<u>Gold Horse Racing Riches</u>	Page 4
<u>Current Reviews</u>	Page 5
<u>League Table</u>	Page 10
<u>Profitability Graph</u>	Page 11
Next Week	Page 12

INTRODUCTION

Hi Folks,

The LayTheOdds website is now back up and running, so our reviews are coming back up to date. Once again, please accept our apologies for the difficulties over the past few weeks.

This week we have no New Reviews and one Final Review.

Among our Current Reviews, this week, we still have eight systems making over 40% profit, although most have not had a particularly good week.

We'd like to hear from you, please contact me by e-mail via the Bloggers Corner at rich@bettingssystemtruths.com

New Reviews

[Return to Contents/Index of this newsletter](#)



None this week

[Return to Contents/Index of this newsletter](#)



Final Reviews

[Return to Contents/Index of this newsletter](#)



Gold Horse Racing Riches – Final Review Summary

16th March 2011



Insp Lucian Reviews Gold Horse Racing Riches

Hi Bloggers,



Gold Horse Racing Riches review lasted for 84 days and here's what we have at the end of the period.

Gold Horse Racing Riches has two different systems the green system and the gold system the price for each is £35 per month and the package of both at £45 a month tips are sent by email at about 11:00AM.

The staking plan used is one that is recommended on the Gold Horse Racing Riches web site. By using a stake of 1% of your betting bank, because there are 2 different systems I will be having 2 separate banks each of 100 points and betting 1 point on each bet.

GREEN SYSTEM

Level Stakes staking plan – 100 points and 1 point on stake

Start Bank: 100.00

Final Bank: 60.07

Profit/Loss: 39.93

Total selections: 272

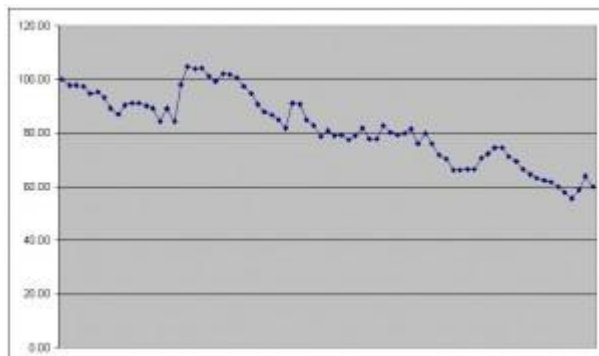
Winning selections: 75

Strike rate: 27.57%

Average odds of selections: 5.94

R.O.I. : -14.68

Here is the bank evolutions:



GOLD SYSTEM

Level Stakes staking plan – 100 points and 1 point on stake

Start Bank: 100.00

Final Bank: 91.44

Profit/Loss: 8.56

Total selections: 146

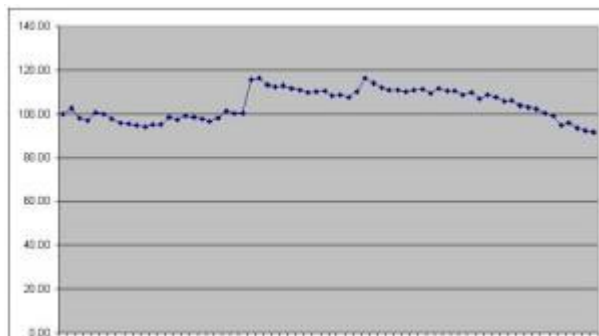
Winning selections: 55

Strike rate: 37.67%

Average odds of selections: 6.42

R.O.I. : -5.86

Here is the bank evolutions:



After the review period with this results I must put the Gold Horse Racing Riches both tips systems to Failed category.

Thank you for your time and I hope you have enjoyed the review.

Regards,

[\[Click here to see Gold Horse Racing Riches\]](#)

[Return to Contents/Index of this newsletter](#)



Current Reviews

[Return to Contents/Index](#)



This is a quick insight how each review is performing. The data in Blue is from BettingSystemTruths. The data in Dark Violet is from LayTheOdds.

Systems: These are a set of rules that are used to make selection criteria. These rules are hard and fast without room for interpretation or discretion.

Methods or Strategies: These services are based upon loose rules or advices that are applied, with skill, by the user of the service.

Tips: You receive tips from the service provider of back or lay bets and you back the tips to the recommended stakes or to level stakes.

Ace Betting Club

Reviewer Sgt Tommy

Backing Tips

Up to day 35	This Week	Cumulative	
	P/L	200 point Start Bank	P/L
	-0.49	162.41	-37.59

[See the Ace Betting Club Review pages here...](#)

[See the Ace Betting Club sales pages here...](#)

Auto Bet Wins

Reviewer Sgt Howard

Backing System

Up to day 8	This Week	Cumulative	
	P/L	100 point Start Bank	P/L
Bank 1	5.00	114.38	14.38
Bank 2	9.06	105.44	5.44

[See the Auto Bet Wins Review pages here...](#)

[See the Auto Bet Wins sales pages here...](#)

Beaten Females

Reviewer Insp. John

Lay Tipping Service

Up to day 76	This Week	Cumulative	
	P/L	500 point Start Bank	P/L
Rolling Stakes	-163.07	222.15	-277.85

[See the Beaten Females Review pages here...](#)

[See the Beaten Females Sales pages here...](#)

BettingFlow

Reviewer Insp. Karl

Backing Tips

Up to day 20	This Week	Cumulative	
	P/L	50 point Start Bank	P/L
	0.00	93.15	43.15

[See the BettingFlow Review pages here...](#)

[See the BettingFlow Sales pages here...](#)

Betting Bubbles

Reviewer Sgt Rob

Backing Tips

Nothing reported this week

Up to day 16	This Week	Cumulative	
	P/L	50 point Start Bank	P/L
	0.00	47.47	-2.53

[See the Betting Bubbles Review pages here...](#)

[See the Betting Bubbles sales pages here...](#)

Cricket Tipster

Reviewer Insp. Steve

Backing Tips

Up to day 42	This Week	Cumulative	
	P/L	100 point Start Bank	P/L
	6.10	118.60	18.60

[See the Cricket Tipster Review pages here...](#)

[See the Cricket Tipster Sales pages here...](#)

Football Form Labs

Reviewer Rich

Software Tips

Up to week 5	This Week	Cumulative	
	P/L	100 point Start Bank	P/L
Game Notes	-22.98	165.25	65.25
HT In-Play	-4.65	180.58	80.58
60 Minutes	4.99	155.09	55.09

[See the Form Labs Review pages here...](#)

[See the Form Labs sales pages here...](#)

Golf Investor Club

Reviewer Insp. Steve

Spread Bet Tips

Up to week 8	This Week	Cumulative	
	P/L	1000 points Start Bank	P/L
	-343.00	759.50	-240.50

[See the Golf Investor Club Review pages here...](#)

[See the Golf Investor Club Sales pages here...](#)

Greyhound Lay Pro

Reviewer Sgt Lucian

Lay Software

Up to day 57	This Week	Cumulative	
	P/L	100 point Start Bank	P/L
	-8.30	106.90	6.90

[See the Greyhound Lay Pro Review pages here...](#)

[See the Greyhound Lay Pro sales pages here...](#)

LayEzyfootball

Reviewer Sgt Branko

Laying Tips

Up to week 6	This Week	Cumulative	
	P/L	100 point Start Bank	P/L
	-7.50	70.39	-29.61

[See the LayEzyfootball Review pages here...](#)

[See the LayEzyfootball Sales pages here...](#)

Little Acorns Football Bankbuilder

Reviewer Insp. Colin

Backing System

Up to week 4	This Week	Cumulative	
	P/L	176 point Start Bank	P/L
	8.60	184.60	8.60

[See the Partners In Profit Review pages here...](#)

[See the Partners In Profit Sales pages here...](#)

Partners In Profit

Reviewer Insp. Nige

Backing System

Up to day 22	This Week	Cumulative	
	P/L	100 point Start Bank	P/L
	34.33	146.81	46.81

[See the Partners In Profit Review pages here...](#)

[See the Partners In Profit Sales pages here...](#)

Place Bet Pro

Reviewer Sgt Steve

Place Betting System

Up to day 56	This Week	Cumulative	
	P/L	\$1000 Start Bank	P/L
	0.00	1,946.05	946.05

[See the Place Bet Pro Review pages here...](#)

[See the Place Bet Pro Sales pages here...](#)

Smart Racing Trader

Reviewer Sgt Howard

Trading Methods

Up to day 31	This Week	Cumulative	
	P/L	1000 point Start Bank	P/L
Smart Sequencer	6.58	1,030.16	30.16
NHF Trading	5.93	1,233.15	233.15

[See the Smart Racing Trader Review pages here...](#)

[See the Smart Racing Trader Sales pages here...](#)

Soccer Betting HQ

Reviewer Insp. Josh

Trading Methods

There are 5 strategies with a start bank of 100 on each

Up to day 32	This Week	Cumulative	
	P/L	500 points Start Bank	P/L
	11.08	520.26	20.26

[See the Soccer Betting HQ Review pages here...](#)

[See the Soccer Betting HQ Sales pages here...](#)

Soccer Betting Oracle

Reviewer Sgt Lucian Back Tipping Service

Up to day 7	This Week	Cumulative	
	P/L	200 points Start Bank	P/L
	-10.82	189.18	-10.82

[See the Soccer Betting Oracle Review pages here...](#)

[See the Soccer Betting Oracle Sales pages here...](#)

SSP – American Sports

Reviewer Sgt Lucian Backing Tips Service

Up to day 68	This Week	Cumulative	
	P/L	100 point Start Bank	P/L
NBA	-10.59	69.60	-30.40
NFL	0.00	100.46	0.46
NHL	-6.60	85.02	-14.98

[See the SSP - American Sports Review pages here...](#)

[See the SSP American Sports Sales pages here...](#)

Triple H Horseracing

ReviewerSgt Colin Backing System & Tips

Up to day 56	This Week	Cumulative	
	P/L	300 points Start Bank	P/L
Version 1	-7.00	517.40	217.40
Version 2	-32.00	453.50	153.50

[See the Tiple H Review pages here...](#)

[See the Triple H Sales pages here...](#)

[Return to Contents/Index of this newsletter](#)



League Table of Current Reviews

[Return](#) 

A reasonable way of comparing the performance of systems is to work out the profit (or loss) as a percentage of the starting bank. Obviously this table doesn't replace reading the reviews, because *profit as %age of bank* is not the only factor in judging a system. Nevertheless, it is a valid at-a-glance way of bringing the mass of data together.

I've colour coded the reviews that are the currently most successful, with the colour of their profitability graph (next newsletter section).

We still have eight systems making over 40% profit, although most have not had a particularly good week. I'll wait to see how *Partners in Profit* gets on for another week or so before adding it to the graph.

System Reviewed	Start Bank	Total Profit /Loss	Profit as %age of Bank	Position Last Week	Position This Week
Place Bet Pro	1000	946.05	94.61%	1	1
BettingFlow	50	43.15	86.30%	3	2
Form Labs HT In-Play	100	80.58	80.58%	4	3
Triple H Version 1	300	217.40	72.47%	5	4
Form Labs Game Notes	100	65.25	65.25%	2	5
Form Labs 60 Minutes	100	55.09	55.09%	7	6
Triple H Version 2	300	153.50	51.17%	6	7
Partners In Profit	100	46.81	46.81%	11	8
Smart Racing NHF	1000	233.15	23.32%	8	9
Cricket Tipster	100	18.60	18.60%	10	10
Auto Bet Wins Bank 1	100	14.38	14.38%	14	11
Greyhound Lay Pro	100	6.90	6.90%	9	12
Auto Bet Wins Bank 2	100	5.44	5.44%	18	13
Little Acorns Football Bankbuilder	176	8.60	4.89%	N/A	14
Soccer Betting HQ	500	20.26	4.05%	16	15
Smart Racing Sequencer	1000	30.16	3.02%	15	16
SSP American NFL	100	0.46	0.46%	17	17
Betting Bubbles	50	-2.53	-5.06%	19	18
SSP American NHL	100	-14.98	-14.98%	20	19
Ace Betting Club	200	-37.59	-18.80%	21	20
Golf Investor Club	1000	-240.50	-24.05%	13	21
LayEzyfootball	100	-29.61	-29.61%	23	22
SSP American NBA	100	-30.40	-30.40%	22	23
Beaten Females	500	-277.85	-55.57%	24	24

[Return to Contents/Index](#)



Profitability Graph

[Return to Contents/Index](#)

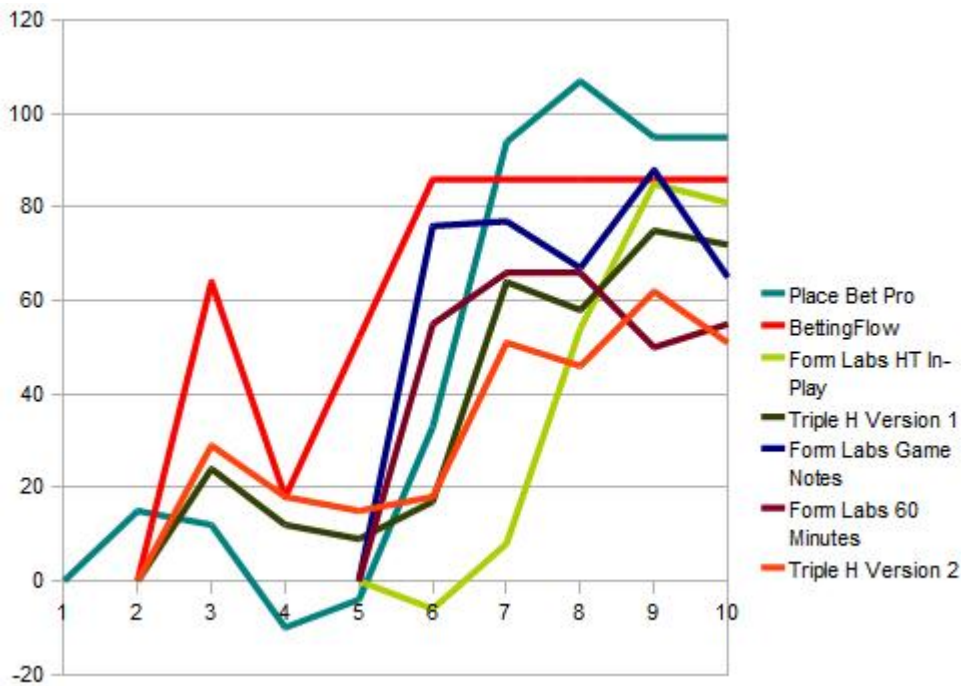


Here is a graph of the profit being made by the front-runners as a percentage of their starting bank. This gives a week by week comparative view of their progress.

It gives a representation of the volatility or dependability of each system. Ideally we would want a graph that increased each week by roughly the same amount. If a system or tipping service could produce that, then we would really have a winning review!

Not such a good week for our front-runners, but we still have plenty of reviews doing well overall.

Profit as a %age of starting bank



[Return to Contents/Index of this newsletter](#)



Next Week & Signing Off

[Return to Contents/Index](#)



This is Rich signing off. Remember to read the full blogger's review for anything that interests you at <http://www.bettingsystemtruths.com/>, and <http://laytheodds.com> so that you can get a feel for how the service pans out on a day by day basis. Look out for the next BST newsletter in your e-mails next Wednesday.

**Regards,
Rich**