



## **The Betting System Truths Weekly Members Newsletter for 2010**

**Dates Inclusive  
31<sup>st</sup> January to 6<sup>th</sup> February 2011**

**Edition 38**

**From  
Sgt Rich  
for  
Betting System Guru**

## **CONTENTS**

<b>Introduction</b>	<b>Page 2</b>
<b>New Reviews</b>	
<b>Live TV Football Service</b>	<b>Page 3</b>
<b>Sports Betting Dynamics</b>	<b>Page 5</b>
<b>Final Reviews</b>	
<b>The Wizard of Odds</b>	<b>Page 6</b>
<b>Graeme Murrays Gold Lays</b>	<b>Page 7</b>
<b>Current Reviews</b>	<b>Page 10</b>
<b>Bloggers Corner</b>	<b>Page 17</b>
<b>League Tables</b>	<b>Page 20</b>
<b>Profitability Graph</b>	<b>Page 22</b>
<b>Auto Bet System X is a scam</b>	<b>Page 23</b>
<b>Next Week</b>	<b>Page 24</b>

## **INTRODUCTION**

Hi Folks,

We have two Final Reviews this week – The Wizard of Odds, which failed, and Graeme Murray’s Gold Lays, which passed with four stars.

We have two New Reviews, Live TV Football Services and Sports Betting Dynamics.

This week’s league table shows that Champion Draws has stayed at the top of the table, despite a small loss this week. I’m including again a graph of the profit being made by the front runners as a percentage of their starting bank. This gives a week by week view of their progress since we started this form of the league table.

Thanks to some great work from Review Manager, David, and a decision made about a couple of stalled reviews, we are more or less up to date with all our reviews, thanks for the hours you have put in, David!

We have a packed Bloggers Corner this week. We’d like to hear from you, please contact me via the Bloggers Corner at [rich@bettingssystemtruths.com](mailto:rich@bettingssystemtruths.com)

## New Reviews

### Live TV Football Service – Introduction

Sgt Rich introduces the Live TV Football Service



Hi Bloggers,

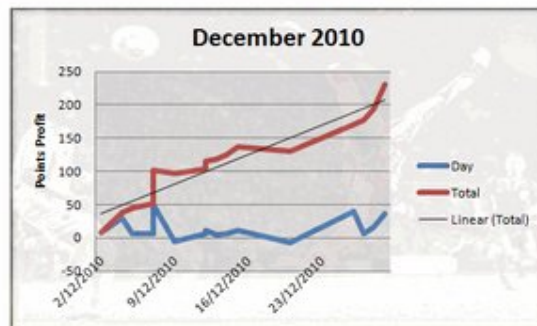
The *Live TV Football Service* is a straightforward tipping service, but it is aimed solely at televised matches. I suppose one might expect such an advisory service to include a trading element, while you watch the matches, but not so.

You get a series of bets to place on the match before the kick off. Then you sit back and watch the match, letting your bets run unaltered. The idea is to give you an interest throughout the match. Bets include match result bets, goal bets, goalscorer and correct score bets. I remain to be convinced that Live TV Football Service will be profitable in the long run, despite the good results on the sales page, but I can certainly see that it will add an element of excitement to watching the matches – like the TV advert says “It matters more when there’s money on it!”

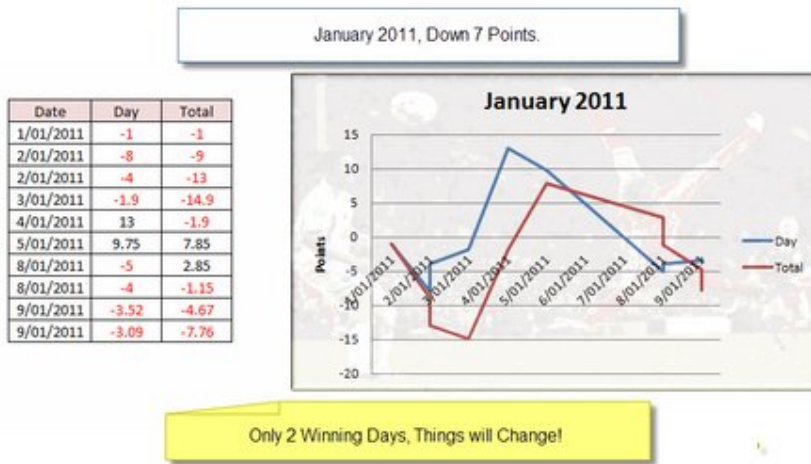
The published results are mixed, and the profits shown are enormous because the individual bets are to £100 stakes. With between 4 and 9 bets per match you would have to be quite a big hitter to be betting £400 to £900 per match.

Date	Day	Total
2/12/2010	8.2	8.2
4/12/2010	30.5	38.7
5/12/2010	5.86	44.56
7/12/2010	6.66	51.22
7/12/2010	50.25	101.47
9/12/2010	-5.09	96.38
12/12/2010	6.51	102.89
12/12/2010	11.7	114.59
13/12/2010	4.5	119.09
14/12/2010	6.4	125.49
15/12/2010	11.33	136.82
20/12/2010	-7	129.82
26/12/2010	40.28	170.1
27/12/2010	6.64	176.74
28/12/2010	16.7	193.44
29/12/2010	36.75	230.19

December 2010, 230.19 Points Profit.



Only 2 Losing Days



We'll use points, that way you can use whatever size of bets you are comfortable with. Based upon the Live TV Football Service example of £500 bank and £10 bets, we will use a 50 point bank and 1 point stakes.

The selections come by e-mail and there is a

member's area on the website that will also give the selections. Bookies or Exchanges can be used and, as [Betfair](#) prices are usually better than Bookie prices, I'll use [Betfair](#) and use their prices just minutes before kick-off.

The cost of Live TV Football Service is £48 per month or £99 from now until the end of the season in May.

The member's area is quite comprehensive where you can see the previous tips as well as the current one (in case you don't get the e-mail). There's no doubt about it that January was a bad month with a loss of 22 points, compared to the massive 230 points profit in December. Even on the sales page for Live TV Football Service you can see the start of January was running at a loss. It seems it didn't improve during the rest of January. So this is a good time to start the review of The Live TV Football Service to see how the results go in February.

At the moment I see these more as fun bets than a serious profit-making opportunity. I hope I am proved wrong. The tips will also include two other tip sources, in an attempt to make up for January losses, they are: "Goals Galore" and "Simon's 2-Way Doubles". I'll report these as a secondary service, but the main review will be the Live TV Football Service Selections.

Regards

Rich

**Click Here to see the sales page for Live TV Football Service ...**

[http://www.bettingsystemtruths.com/review/Live\\_Tv\\_Football/](http://www.bettingsystemtruths.com/review/Live_Tv_Football/)

## Sports Betting Dynamics – Introduction

Hi Bloggers

**This is RM Dave I enrolled for a free trial of this Sports Betting Dynamics Service on January 25th and which will end on 28th February.**



Of course i will still continue the [sports betting dynamics review](#) after this period . I will be posting the results for the period 25th January to February 3rd soon so far it is doing pretty good and the service is concentrating on NBA selections for this period. When you enroll for the free trial you get access to the 2010 results for the NFL matches from the September 19th 2010 to 19th January 2011 the [sports betting dynamics](#) service had 108 bets of which 68 were winning ones that is a 62.97% strike rate this produced a profit of 409.70 points to advised stakes. Now as it is a Sports Betting Service they do suggest that you follow their staking advice now as I am bit old school and prefer things to level stakes I was a bit concerned on how much you actually staked to get this 409.70 points profit so based on a very quick calculation it was 1156 points which means it is a very impressive 35.44% ROI. Also on the results sheet is the NBA results from the 25th October 2010 to January 19th 2011 now these were not as impressive as the NFL but still produced a 209.50 points profit to total stakes of 1246.05 points which still worked out at a very good ROI of nearly 17% , the strike rate for NBA was 59.38% it had 117 winning bets from 197 bets.

Also you have access to a short PDF called Bet Advice where they run through different terms the four main betting outlets that the sports betting dynamics service uses is [Betfair](#), Bet 365, 5 Dimes and Pinnacle although occasionally they may use another bookmaker. When you get your e-mail you will get the selection or selections with a staking advice saying something like (risking 4.4 units to win 2 units) – odds 1.45 pinnacle nothing to worry about units is the same as points but for the review I will keep it to points and where possible keep the US jargon to the minimal. So on paper this one looks very interesting but lets see what it does during the review, the service is run by a gentleman called Tom Daxton who says he has been doing this for well over 6 years and claims the service will make you instant profits without the hype and nonsense. The only thing I do not have available is how much the service will cost once the free trial has finished as soon as I get that I will put it in my posting. Now as for staking I have seen amounts of 1 point up to a maximum of 45 points per selection so far being placed on NBA selections which leaves me with the decision on how much starting bank I should use after some consideration I decided on 200 points if we had been doing NFL bets as well it would have had to be 500 points at least. On with the review.

Regards

RM Dave

**Click here to see Sports Betting Dynamics.....**

<http://www.bettingsystemtruths.com/review/SBD/>

**To take advantage of the free trial of Sports Betting Dynamics click  
^^ABOVE^^**

## Final Reviews

### The Wizard of Odds - Final Review

**Despite problems during the review, The Wizard of Odds, it has ultimately failed the test.**



Hi Blogger's

This is Review Manager Dave apologies for the lateness of the Final Review for *The Wizard of Odds* unfortunately the Sergeant conducting this review along with several others fell ill in December and did not bother to return, and did not reply to any of management's e-mails either. I have had the task of sorting through these and on some have noticed errors as you can appreciate that checking through 84 days of results on several reviews is not a bundle of laughs. Now before we start there were 5 horses that are not shown on the SWP results page, 3 of these were winners and 2 were losers so a total of 2.06 points is being deducted from the level stakes profit of 2.65 points shown on Day 84. So after 84 days of reviewing The Wizard of Odds we are left with a profit of just 0.59 points. So let's see some quick stats based on the previous reviewers postings:

Selections 77/ 40 winners = Strike Rate 51.94%

Profit 0.59 points Level Stakes = ROI of 0.766%

If that is the best it can do you would be better of putting your money in the bank now let's compare this with the websites sales page:

Selections 107/ 76 winners = Strike Rate 71.02%

Profit 39.272 points Level Stakes = ROI of 36.702%

Now the period on the sales page covered the 14<sup>th</sup> April to 23<sup>rd</sup> July this has not been changed although you can download the full results. Now the former reviewer seemed to have missed a few selections because the results on the website showed the following for the same period as the review:

Selections 85/ 45 winners = Strike Rate 52.94%

Profit minus 5.49 points = ROI of minus 6.459%

So that is worse, either way The Wizard of Odds is a Jailed and Failed, apart from spending 95 pounds you would need to buy the Racing Post everyday apart from Sunday (No Bets on that day) or subscribe to the basic online RP, if you did not want the hassle of picking your own selections you could spend 40 pounds a month for the tipster line.

In conclusion for the period of the review for The Wizard of Odds there were not enough winners, prices were too short and if you had used the staking plan you would have had even bigger losses. Actually this review could have been stopped at Day 56 it would have been down 4.39 points and well over 30 points out on the Staking Plan. Unfortunately based on the review period where we did have sufficient selections to judge its worth The Wizard of Odds is a failed.

Regards

RM Dave- Reviews The Wizard of Odds

Graeme Murrays Gold Lays - Final Review

Rating: ★★★★★☆

**The Gold Lays Betting System Software**

**Graeme Murrays Gold Lays passes its review with a score of 4 out of 5 stars.**

Hi Bloggers

This is RM Dave once again sorry for the late posting of this Final Review for *Graeme Murrays Gold Lays*, but as I am sure you are all aware by now of the problems that led to this delay. Just to clear up Graeme Murrays Gold Lays has absolutely nothing to do with a another product called Gold Lays that was exposed as scam back in April 2010; Graeme was a former BST reviewer although we shall not hold that against him (lol).

Right onto the serious matter of the review of Graeme Murrays Gold lays, well this one has given me a right headache if I take the results from September 26<sup>th</sup> to December 18<sup>th</sup> this would be a 4.5 star or even 5 star straight away even though it only made 10.48 points profit. If you look at the stats below you can see why:

**Review Period Breakdown**

	Plan A	Plan B
Selections	18	8
Winners	16	7
Strike Rate	90%	87.50%
Profit	plus 10.48 points	plus 4.78 points
Return on Liability	21.50%	33.19%
Return on Investment	58.22%	59.75%
Average Price of Selection	3.708	2.8
Average Price of Loser	3.36	2.935
Longest Winning Run	14	7
Longest Losing Run	1 (twice)	1

Now if a lay system gives a ROL of between 9 to 10% this is considered to be very good indeed, I only had 18 selections to go on for Plan A over a 3 month period we all well aware of how messed up racing was in December due to the weather but even then the number of selections was well down on previous periods if we look at the averages for the 6 previous years:

Previous Years

Year	Total Bets	Winning Bets	Losing Bets	Strike Rate	Points Profit
2004	147	119	28.00	80.95%	29.40
2005	153	117	36.00	76.47%	30.60
2006	192	147	45.00	76.56%	38.40
2007	146	113	33.00	77.40%	29.20
2008	156	118	38.00	75.64%	31.20
2009	180	148	32.00	82.22%	36.00
Average	162.33	127	35.33	78.21%	32.47

## Betting System Truths Weekly Newsletter © Enigma Media 2011

So looking at the number of selections for a year average it would be over 13 per month so we were way short of that also other figures were a lot less than we achieved during this review of Graeme Murrays Gold Lays . So the only fair way to get a better idea of the real figures was to calculate 2010 as a whole and see what was the outcome here are the stats for the whole of 2010:

### 2010 Breakdown

	Plan A	Plan B
Selections	132	20
Winners	108	18
Strike Rate	81.81%	90.00%
Profit	plus 35.92 points	plus 13.23 points
Return on Liability	9.35%	34.50%
Return on Investment	27.21%	66.15%
Average Price of Selection	3.91	2.92
Average Price of Loser	3.78	2.935
Longest Winning Run	15 (twice)	11
Longest Losing Run	2 (three times)	1 (twice)

The figures now begin to look a bit more normal although Plan B is still high this one only started operating from the middle of August 2010. All the figures for the other years are based on Plan A now in January 2011 the Graeme Murrays Gold Lays software had a very poor month but even then when combined with 2010 figures it still returned respectable totals as shown.

### 2010 Results plus January 2011

	Plan A	Plan B
Selections	146	25
Winners	115	19
Strike Rate	78.77%	76.00%
Profit	plus 24.29 points	plus 7.3 points
Return on Liability	5.69%	15.56%
Return on Investment	16.63%	29.20%
Average Price of Selection	3.92	2.876
Average Price of Loser	3.77	2.79
Longest Winning Run	15 (twice)	11 (once)
Longest Losing Run	2 (six times)	4 (once)

So I think I have to look at putting everything together to make a decision it's a bit like very good, good and very ugly(January) also I not sure if this would appeal to some people because of the lower points profit per month and also being selective but the facts are it is a very low risk lay system with short losing runs. So what is Graeme Murrays Gold Lays? Well it is piece of software that you can download once you have unzipped it just press start button and it will tell you the possible selections for the day, you then use the simple rules from Plan A and Plan B to get the selection. The downside with Plan A is you would need to watch the live betting with Plan B you could set it up to work on [Betfair](#) or a bot if you already have one so you would not need to be at the computer. The good news is the price it only costs 45 pound for a lifetime license this is as per the operator who I found to be most helpful in answering my e-mails. I have been using the Graeme Murrays Gold Lays software for a while with no problems no qualifying selections as yet for February.



**Conclusion**

I am going to award Graeme Murrays Gold lays 4 stars it could maybe even be awarded more but I know this will not suit everyone because of its selective nature and the fact that it only returns a few points profit average profit per month. But certainly it has many good points and they are: Low cost, low lay odds, short losing spells and the software is very easy to use and the rules for both Plans are very simple too. I am sure that you could maybe utilise some of sort of staking plan to enhance the profits as it already makes a level stakes profit anyway. I did try using a simple 1,2 and 3 points staking plan on the full 2010 results and was able to return a profit of 72.53 points for Plan A and for Plan B a 22.56 points profit. Basically I staked 1 point on a selection if it is a winning lay I then stake 2 points on the next and if that is a winning lay the next stake is 3 points, win or lose revert back to 1 point after this, if you get a loser during the sequence revert back to 1 point. That was just an experiment I am sure that there are better staking plans out there that could be utilised, anyway I am going to keep using Graeme Murrays Gold Lays software as it is easy to use and given if I have time look at ways to enhance the profits even further.

Click here to see Graeme Murrays Gold Lays...

[http://bettingsystemtruths.com/review/Graeme\\_Murrays\\_Gold\\_Lays/](http://bettingsystemtruths.com/review/Graeme_Murrays_Gold_Lays/)

Regards  
David

## Current Reviews

This section covers all the current reviews being conducted and gives a quick insight how each review is performing. All the figures quoted below are from January 31<sup>st</sup> to February 6<sup>th</sup>.

### 9 Minute System - Reviewer Sgt Rich

Another winning week. The review is being continued for another month.

Up to day 77	This Week	Cumulative	
	P/L	100 point Start Bank	P/L
<b>Variant 1</b>	+ 1.51 points	112.65 points	+ 12.65 points
<b>Variant 2</b>	+ 1.95 points	112.15 points	+ 12.15 points
<b>Variant 3</b>	+ 2.10 points	111.90 points	+ 11.90 points

See the 9 minute Review pages here:

<http://www.bettingsystemtruths.com/?s=%229+minute+system%22>

See the 9 minute System sales page here:

[http://www.bettingsystemtruths.com/review/9\\_Minute\\_System/](http://www.bettingsystemtruths.com/review/9_Minute_System/)

### All Weather Backing System - Reviewer Sgt Philip - Nothing reported since Jan 2<sup>nd</sup>.

Up to day 50	This Week	Cumulative	
	P/L	£250 Start Bank	P/L
	- £45	£191.12	- £58.88

See the All Weather Backing System Review pages here:

<http://www.bettingsystemtruths.com/?s=%22all+weather+backing+system%22>

See the All Weather Backing System sales page here:

[http://bettingsystemtruths.com/review/All\\_Weather\\_Backing\\_System/](http://bettingsystemtruths.com/review/All_Weather_Backing_System/)

### Betfair Success Formula - Reviewer Sgt Rich

A nice profit this week. So far we've had six winning days, one losing day, nine matches making a profit and one a loss.

Up to day 10	This Week	Cumulative	
	P/L	100 point Start Bank	P/L
	+ 18.79 points	120.66 points	+ 20.66 points

See the Betfair Success Formula Review pages here:

<http://www.bettingsystemtruths.com/?s=%22betfair+success+formula%22>

See the Betfair Success Formula sales page here:

[http://www.bettingsystemtruths.com/review/Betfair\\_Success\\_Formula/](http://www.bettingsystemtruths.com/review/Betfair_Success_Formula/)

Betting Grenade - Reviewer RM Dave

A good week regained much of the profit previously lost!

Up to day 70	This Week	Cumulative	
	P/L	100 point Start Bank	P/L
	+ 66.13 points	179.69 points	+ 79.69 points

See the Betting Grenade Review pages here:

<http://www.bettingsystemtruths.com/?s=%22betting+grenade%22>

See the Betting Grenade sales page here:

<http://www.bettinggrenade.com/bst.html>

Champion Draws - Sgt Tommy

Three losing bets and one winning bet gives us a small loss this week. But it is still showing a profit of 186% of the starting bank.

Up to day 77	This Week	Cumulative	
	P/L	115.75 point Start Bank	P/L
	- 12.33 points	331.12 points	+ 215.37 points

See the Champion Draws Review pages here:

<http://www.bettingsystemtruths.com/?s=%22champion+draws%22>

See Champion Draws sales page here:

[http://www.bettingsystemtruths.com/review/Champion\\_Draws/](http://www.bettingsystemtruths.com/review/Champion_Draws/)

Coopys - Reviewer Sgt Thomas

As the reviewer stopped reporting, to give Coopys the fair trial it deserves, it has been decided to start the review again later down the line, when we have a reviewer available.

Deja Vu Football - Reviewer RM Dave

Out of 15 matches the correct score was only found in 3 of them, making for a heavy loss this week, which almost wiped out all the profit.

<b>Up to day 74</b>	<b>This Week</b>	<b>Cumulative</b>	
	<b>P/L</b>	<b>500 point Start Bank</b>	<b>P/L</b>
	<b>- 34.85 points</b>	<b>506.63 points</b>	<b>+ 6.63 points</b>

See Déjà Vu Football Review pages here:

<http://www.bettingsystemtruths.com/?s=%22deja+vu+football%22>

See Deja Vu Football sales page here:

[http://www.bettingsystemtruths.com/review/Deja\\_Vu\\_Football/](http://www.bettingsystemtruths.com/review/Deja_Vu_Football/)

Flat Ratings Pro - Reviewer Sgt John

A profitable week.

<b>Up to day 34</b>	<b>This Week</b>	<b>Cumulative</b>	
	<b>P/L</b>	<b>100 point Start Bank</b>	<b>P/L</b>
	<b>+ 12.07 points</b>	<b>127.83 points</b>	<b>+ 27.83 points</b>

See Flat Ratings Pro Review pages here:

<http://www.bettingsystemtruths.com/?s=%22flat+ratings+pro%22>

See Flat Ratings Pro sales page here:

[http://bettingsystemtruths.com/review/Flat\\_Ratings\\_Pro/](http://bettingsystemtruths.com/review/Flat_Ratings_Pro/)

Getfair Racing System - Reviewer Sgt Marc

A small profit this week.

<b>Up to day 49</b>	<b>This Week</b>	<b>Cumulative</b>	
	<b>P/L</b>	<b>100 point Start Bank</b>	<b>P/L</b>
	<b>+ 1.30 points</b>	<b>95.51 points</b>	<b>- 4.49 points</b>

See Getfair Racing System Review pages here:

<http://www.bettingsystemtruths.com/?s=%22getfair+racing%22>

See Getfair Racing System sales page here:

[http://bettingsystemtruths.com/review/Getfair\\_Racing/](http://bettingsystemtruths.com/review/Getfair_Racing/)

Golf Bet Profits - Reviewer Sgt John

Another total wipe-out on our bets this week.

Up to day 21	This Week	Cumulative	
	P/L	200 point Start Bank	P/L
	- 10.00 points	185.00 points	- 15.00 points

See Golf Bet Profits Review pages here:

<http://www.bettingsystemtruths.com/?s=%22golf+bet+profits%22>

See Golf Bet Profits sales page here:

[http://www.bettingsystemtruths.com/review/Golf\\_Bet\\_Profits/](http://www.bettingsystemtruths.com/review/Golf_Bet_Profits/)

Laying Low Odds - Reviewer Sgt Thomas

As the reviewer stopped reporting, to give Laying Low Odds the fair trial it deserves, it has been decided to start the review again later down the line, when we have a reviewer available.

Laying Winter Profits - Reviewer Sgt Tony

A small profit this week but still showing a loss overall.

Up to day 68	This Week	Cumulative	
	P/L	100 point Start Bank	P/L
	+ 0.55 points	92.46 points	- 7.54 points

See Laying Winter Profits Review pages here:

<http://www.bettingsystemtruths.com/?s=%22laying+winter+profits%22>

See Laying Winter Profits sales page here:

[http://bettingsystemtruths.com/review/Laying\\_Winter\\_Profits/](http://bettingsystemtruths.com/review/Laying_Winter_Profits/)

Live TV Football Service - Reviewer Sgt Rich

Four matches, two of them made a profit, two made a loss. Overall, a profit in the first week.

Up to day 4	This Week	Cumulative	
	P/L	50 point Start Bank	P/L
	+ 2.48 points	52.48 points	+ 2.48 points

See Live TV Football Service Review pages here:

<http://www.bettingsystemtruths.com/?s=%22live+tv+football+service%22>

See Live TV Football Service sales page here:

[http://www.bettingsystemtruths.com/review/Live\\_Tv\\_Football/](http://www.bettingsystemtruths.com/review/Live_Tv_Football/)

Michael's Place Lay Formula - Reviewer Sgt Thomas

The figures will be updated very soon.

Up to day 69	This Week	Cumulative	
	P/L	100 point Start Bank	P/L
Level Stakes	N/A	114.65 points	+ 14.65 points
Staking Plan	N/A	123.20 points	+ 23.20 points

See Michael's Place Lay Formula Review pages here:

<http://www.bettingsystemtruths.com/?s=%22place+lay+formula%22>

See Michael's Place Lay Formula sales page here:

[http://bettingsystemtruths.com/review/Place\\_Lay\\_Formula/](http://bettingsystemtruths.com/review/Place_Lay_Formula/)

Perpetual i - Reviewer Sgt Philip

Almost 7% of the start bank has been lost in the last week.

Up to day 47	This Week	Cumulative	
	P/L	£10,000 Start Bank	P/L
	- £696.47	£8,465.76	- £1,534.24

See Perpetual i Review pages here:

<http://www.bettingsystemtruths.com/?s=%22perpetual+i%22>

See Perpetual i sales page here:

[http://bettingsystemtruths.com/review/Perpetual\\_I/](http://bettingsystemtruths.com/review/Perpetual_I/)

Place 2 Profit - Reviewer Sgt Rich

Another bad week for this tipping service.

Up to day 22	This Week	Cumulative	
	P/L	50 points Start Bank	P/L
	- 5.15 points	32.89 points	- 17.11 points

See Place 2 Profit Review pages here:

<http://www.bettingsystemtruths.com/?s=%22place+2+profit%22>

See Place 2 Profit sales page here:

[http://www.bettingsystemtruths.com/review/Place\\_2\\_Profit/](http://www.bettingsystemtruths.com/review/Place_2_Profit/)

Sam's Lucky 9 Lays - Reviewer Sgt Ian

A losing week for level stakes.

Up to day 78	This Week	Cumulative	
	P/L	150 point Start Bank	P/L
Level Stakes	- 5.40 points	163.16 points	+ 13.16 points
Liability of 1 point	+ 0.64 points	157.97 points	+ 7.97 points

See Sams Lucky 9 Lays Review pages here:

<http://www.bettingsystemtruths.com/?s=%22sams+lucky+9+lays%22>

See Sams Lucky 9 Lays sales page here:

[http://bettingsystemtruths.com/review/Sams\\_Lucky\\_9\\_Lays/](http://bettingsystemtruths.com/review/Sams_Lucky_9_Lays/)

Soccer Magic - Reviewer Sgt Tommy

Soccer magic made an overall loss again this week.

Up to day 60	This Week	Cumulative	
	P/L	100 point Start Bank	P/L
	- 9.28 points	142.91 points	+ 42.19 points

See Soccer Magic Review pages here:

<http://www.bettingsystemtruths.com/?s=%22soccer+magic%22>

See Soccer Magic sales page here:

[http://bettingsystemtruths.com/review/Soccer\\_Magic/](http://bettingsystemtruths.com/review/Soccer_Magic/)

Sports Bet Gold (previously Insider Gold) - Reviewer Sgt Tommy

Another losing week, but it is still showing a profit of over 100% of the start bank.

Up to day 63	This Week	Cumulative	
	P/L	50 point Start Bank	P/L
	- 10.00 points	108.94 points	+ 58.94 points

See Insider Gold Review pages here:

<http://www.bettingsystemtruths.com/?s=%22insider+gold%22>

See Insider Gold sales page here:

[http://www.bettingsystemtruths.com/review/Insider\\_Gold/](http://www.bettingsystemtruths.com/review/Insider_Gold/)

Sports Betting Dynamics - Reviewer RM Dave

Dave has recorded results from the start of the free trial on 25<sup>th</sup> January. Only one losing day so far.

Up to day 12	This Week	Cumulative	
	P/L	200 point Start Bank	P/L
	+ 29.93 points	229.93 points	+ 29.93 points

See Sports Betting Dynamics Review pages here:

<http://www.bettingsystemtruths.com/?s=%22sports+betting+dynamics%22>

See Sports Betting Dynamics sales page here:

<http://www.bettingsystemtruths.com/review/SBD/>

The Secret Tipster - Reviewer Sgt Philip

Nothing reported since Jan 18<sup>th</sup>. My apologies, I incorrectly reported this as a net loss of 27.68, but this is actually a **profit** of 27.68

Up to day 14	This Week	Cumulative	
	P/L	£1000 Start Bank	P/L
	+ £69.64	£1027.68	+ £27.68

See The Secret Tipster Review pages here:

<http://www.bettingsystemtruths.com/?s=%22the+secret+tipster%22>

See The Secret Tipster sales page here:

[http://www.bettingsystemtruths.com/review/The\\_Secret\\_Tipster/](http://www.bettingsystemtruths.com/review/The_Secret_Tipster/)



## **Blogger's Corner**

Please send your e-mail contributions to the Bloggers Corner to me at [rich@bettingssystemtruths.com](mailto:rich@bettingssystemtruths.com) .

Here's a message from Gordon our admin manager:

Hello everybody,

When I made my introduction recently, I said that one of my main functions was to continue to uphold the high standard of honesty and integrity associated with our websites Bettingssystemtruths and Laytheodds.

To that end I am writing to you today to inform you about a system called Soccer Tips Software. As the title implies, this is a piece of software which is used to highlight possible selections, which are then qualified using a set of rules.

Recently we completed our 84 day trial of Soccer Tips Software, as a result of which our reviewer decided that Soccer Tips Software should be deemed a failed system. In the final review it was pointed out that it had been a difficult period weather wise, and that the reviewer believed, based on previous personal experience, that Soccer Tips Software could perform a lot better.

Following the posting of the final review, the vendors of Soccer Tips Software, as they are perfectly entitled to do, contacted me and expressed concerns regarding the way in which the review had been conducted, citing that they felt some of the filters for potential selections had not been fully implemented, and that as a result they felt Soccer Tips Software had not been fairly reviewed.

In the interest of honesty and fairness, we listened to what they said, accepted that there may be areas of contention, and as a result we have offered to repeat the review, an offer that has been accepted.

The original review was carried out in good faith by our reviewer, and we have the utmost confidence in him, but we took the view that we could not allow there to be doubt cast over the outcome of that original review.

The original review of Soccer Tips Software has been removed from our website, and I would urge all current subscribers to the service, or anyone thinking of subscribing, not to be influenced by what you may have seen, but instead to await the outcome of the soon to be restarted review.

I am sure you can appreciate the reasons for this decision, which I am sure is nothing less than our readers would expect.

Good luck and best wishes,

Gordon  
Admin Manager

A note from Edmund, can anyone who is familiar with The Secret Tipster, make a comment?

### Secret Tipster Lays

I noted one of our members obtained a refund (excellent service) & considered they might have been peeved by lay bets exceeding the 9.8 stipulation figure. There have been many in the last week & wonder if you could comment on your thoughts on this subject.

The System designer tips figures are possible as indicated on the emails, but have drifted by the time I check. I check frequently for incoming, so there is very little delay. When I chicken out on drifted Lays then all the maths go wrong & either win or lose my figures will never match the source figures. Then the staking suggested will be out & even level staking will drift. Note, I did not want to or have done my own calculations. Could you kindly pass comment.

---

A blogger, Richard says:

Hi Sgt Rich

Much appreciate the hard work done by yourself and all your reviewers.

May I suggest a slight modification to the results tables? These appear to take no account of the cost of the systems under scrutiny, so where a system has perhaps produced a positive result of say 10 points over a month, the subscription might well have cost 20 points that month, so in reality there has been a 10 point loss.

It is an easy trap for punters to fall into, we are all optimists (otherwise we wouldn't be gambling!) and therefore wish to see a positive result but to be realistic we should factor in all the costs and obviously the cost of the system relates proportionally to the value of a point.

I would suggest therefore for consistency each plan should be evaluated using a £2 point, that being the minimum Betfair stake, system costs per month could also then be expressed in £2 units, otherwise a system costing £40 per month would only represent an overhead of 4 points to a person using £10 per point, but it will be costing 80 points to the person risking 50p stakes.

Looking at the results in BST week by week it appears to me that the real winners are those who market the systems, they are 'winning' consistently without ever having to risk a stake!

Best wishes  
Richard

It's a very good point about the cost of the system being incorporated. I suppose the profit should be expressed as a percentage of start bank + cost of system. The main problem is the time it would take to collect the info from each review and update the cost each week, when it is a monthly subscription. Frankly I would not have the time to cull that info out of the twenty plus reviews each week, as each system is different in its payment amount and method.

I do recommend a reading of the full reviews and that the table is not a substitute for doing that. Reviewers always (I think) cover the cost involved when they do their Final Review and their Introduction, and before purchasing, you should read the full review and definitely factor in the cost when looking at the profit achieved.

We have looked at the possibility of standardising the stakes for the reviews, but the truth is that different systems use different recommended stakes and if we evaluated them all to a standard stake level, we would no longer be reviewing the system as sold.

---

Tim says:

Very interesting review and may I suggest you make room on each review of horse racing, Football Golf etc.

Keep up the good work.

One thing I am thinking of doing is noting whether the service being reviewed is a tipping service, an exact rules system, or a method requiring individual judgement. I think that might be useful. I think most systems clearly show which sport they cover, although some cover more than one sport.

---

Mike asks:

I wonder if you've ever reviewed 'Sport Picks2Win'. I joined this service because of the results they showed and there seems to me to be some discrepancies. For example, they advised Kubot to beat Fogrini in the tennis Tuesday and the following day they made out it was a winning bet and Fogrini won. There's been a couple of results like that. But never the less showing profit. Could you advise or see if you have reviewed it in the past.  
Regards in sport.  
Mike

I can't find any record of it on our site. Anybody got any experience of using it?

## League Table of Current Reviews

The systems under review have different starting banks, different stakes and some systems have variable stakes. A reasonable way of comparing the performance of systems is to work out the profit (or loss) as a percentage of the starting bank and to average this out over the number of the days of the review.

Champion Draws is number one for the second week running and Sports Bet Gold has still made over 100% profit. Betfair Success Formula has had a good second week and moves to #2, but it is very early days for this one. Sports Betting Dynamics has got off to a good start.

Obviously this table doesn't replace reading the reviews, because *profit %age of bank per day* is not the only factor in judging a system. Nevertheless, I think it gives a valid comparison and an at-a-glance way of bringing the mass of data together.

<b>System Reviewed</b>	<b>Start Bank</b>	<b>Profit /Loss</b>	<b>Profit as %age of Bank</b>	<b>Days Reviewed</b>	<b>%age per Day</b>	<b>Position Last Week</b>	<b>Position This Week</b>
Champion Draws	115.75	215.37	186.06%	77	2.42%	1	1
Betfair Success Formula	100	20.66	20.66%	10	2.07%	4	2
Sports Bet Gold (previously Insider Gold)	50	58.94	117.88%	63	1.87%	2	3
Sports Betting Dynamics	200	29.93	14.97%	12	1.25%	N/A	4
Live TV Selections	50	2.48	4.96%	4	1.24%	N/A	5
Betting Grenade	100	79.69	79.69%	70	1.14%	8	6
Flat Ratings Pro	100	27.83	27.83%	34	0.82%	5	7
Soccer Magic	100	42.19	42.19%	60	0.70%	3	8
Michael's Place Formula Staking Plan	100	23.20	23.20%	69	0.34%	6	9
Michael's Place Formula Level Stakes	100	14.65	14.65%	69	0.21%	7	10
The Secret Tipster	1000	27.68	2.77%	14	0.20%	19	11
9 Minute System (Variant 1)	100	12.65	12.65%	77	0.16%	10	12
Sam's Lucky 9 Lays	150	13.16	8.77%	78	0.11%	9	13
Deja Vu Football	500	6.63	1.33%	74	0.02%	12	14
Getfair Racing System	100	-4.49	-4.49%	49	-0.09%	17	15
Laying Winter Profits	100	-7.54	-7.54%	68	-0.11%	16	16
Perpetual I	10000	-1534.24	-15.34%	47	-0.33%	20	17
Golf Bets Profits	200	-15.00	-7.50%	21	-0.36%	18	18
All Weather Backing System	250	-58.88	-23.55%	50	-0.47%	22	19
Place 2 Profit	50	-17.11	-34.22%	22	-1.56%	23	20

## League Table of Previous Reviews

As we had Graeme Murray Gold Lays pass with 4 stars this week, I am including the updated table of all the previous passed reviews:

<b>System Passed</b>		<b>Start Bank</b>	<b>Profit /Loss</b>	<b>Profit as %age of Bank</b>	<b>Days</b>	<b>%age per Day</b>
Golden Key Method 2 – Variant 2	4.5 stars	100	237.77	237.77%	84	2.83%
Soccer Overs – Bookie Prices	4.5 stars	100	212.30	212.30%	84	2.53%
Soccer Overs – Betfair prices	4.5 stars	100	186.10	186.10%	84	2.22%
*** Football Bets Direct	3.5 stars	100	23.02	23.02%	11	2.09%
Golden Key Method 2 – Variant 1	4.5 stars	100	172.88	172.88%	84	2.06%
* All By The Book	5 stars	1000	1580.85	158.09%	84	1.88%
Favourites Phenomenon - Level 1	4 stars	100	141.79	141.79%	84	1.69%
Betfair ATM	4.5 stars	100	93.29	93.29%	56	1.67%
** Racing Winners	3.5 stars	100	81.00	81.00%	84	0.96%
Layers of Profit	4.5 stars	35	19.97	57.06%	84	0.68%
Lay The Ratings	3.5 stars	100	43.56	43.56%	90	0.48%
Profit from System Lays	3.5 stars	100	36.17	36.17%	84	0.43%
Betfair Miracle	4 stars	100	29.17	29.17%	84	0.35%
Favourites Phenomenon - Level 2	4 stars	150	35.94	23.96%	84	0.29%
Tyche	2.5 stars	2000	2028.00	101.40%	365	0.28%
Graeme Murray Gold Lays Plan A	4 stars	100	10.48	10.48%	84	0.12%
Laying Autumn Profits	4 stars	100	8.06	8.06%	67	0.12%
Favourites Phenomenon - Level 3	4 stars	200	19.54	9.77%	84	0.12%
Place Profits 1	2.5 stars	100	8.47	8.47%	84	0.10%
Graeme Murray Gold Lays Plan B	4 stars	100	4.78	4.78%	84	0.06%
Place Profits 2	2.5 stars	100	3.48	3.48%	84	0.04%
Laying Odds On Favourites – 5% Liability	3.5 stars	1000	8.05	0.81%	84	0.01%
Laying Odds On Favourites – Level Stakes	3.5 stars	1000	5.31	0.53%	84	0.01%
Sports Betting Professor	3 stars	Unknown	3955.00		102	

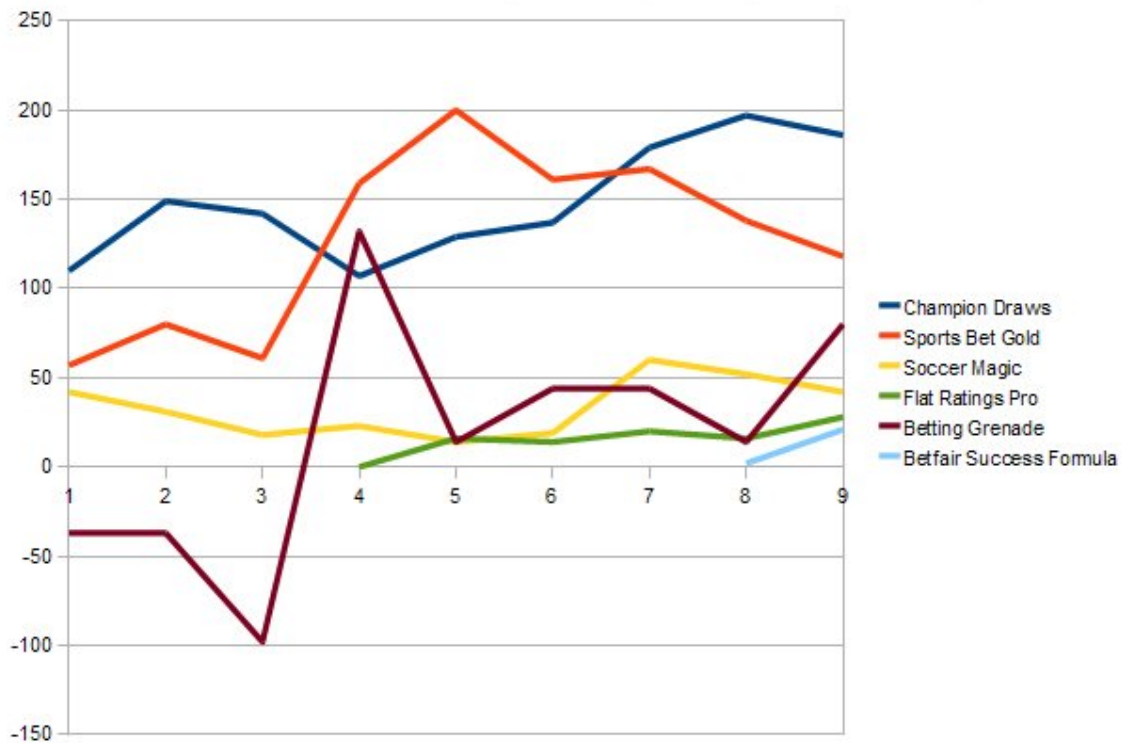
\* All By The Book Start Bank is estimated  
 \*\* Racing Winners produced 101 profits in the first 13 days and a loss of 20 points over the remaining 71 days!  
 \*\*\* Football Bets Direct – only 11 days of actual bets.

## Profitability Graph

I'm including, again, a graph of the profit being made by the front runners as a percentage of their starting bank. This gives a week by week comparative view of their progress since we started this form of the league table in newsletter #30.

It gives a representation of the volatility or dependability of each system. For example Betting Grenade has been a roller coaster ride, veering from loss to good profit, down to low profit and back to good profit again. Whereas Champion Draws has shown an overall steadily increasing profit. Ideally we would want a graph that increased each week by roughly the same amount. If a system or tipping service could produce that, then we would really have a winning review!

### Profit as a %age of starting bank



In the above graphs you can also see that over the last nine weeks Soccer Magic is back where it started. Flat Ratings Pro now shows a steady upward trending profit. I'll add successful reviews as they occur.

# Auto Bet System X SCAM?

## *Auto Bet System X just might be a scam...*

Looking at old payment buttons Auto Bet System X looks like a rehashed sales attempt by the people behind Betfair Edge, Betfair Millionaire, Five Figure Betting and Six Figure Betting but this might not be the case.

These guys really have made a lot of money from our betting community and are actually either hiring flash cars to record their videos or they do actually own them. Now looking at their latest Natwest bank statements it would seem that they are actually real Natwest statements but there is a reason why they are covering up who the payments are from. It's because they are from Click Sales (Clickbank). The money being pumped into those bank accounts are from clickbank where they are making their crust. This is just our opinion of course. You can take a look at the screenshots yourself and form your own opinion.

In the marketing of this product they do not prove their results by a video of their betfair or bookies statements scrolling through the bets nor do they provide any fully verifiable downloadable results.

Although we cannot categorically say that Auto Bet System X is a scam, the way that it has been marketed to you is dishonest in our opinion and that in our eyes leaves them with a distinct lack of credit.

In our opinion you should AVOID Like the plague!

**Cheers**

**Richard Van Orden**

## **Next Week & Signing Off**

This is Sgt Rich signing off and I hope that you have found some of the content within this newsletter to be useful. Remember to look out for the next BST newsletter in your e-mails on February 16<sup>th</sup>. Until then, here's to successful punting.

**Regards**  
**Sgt Rich**